

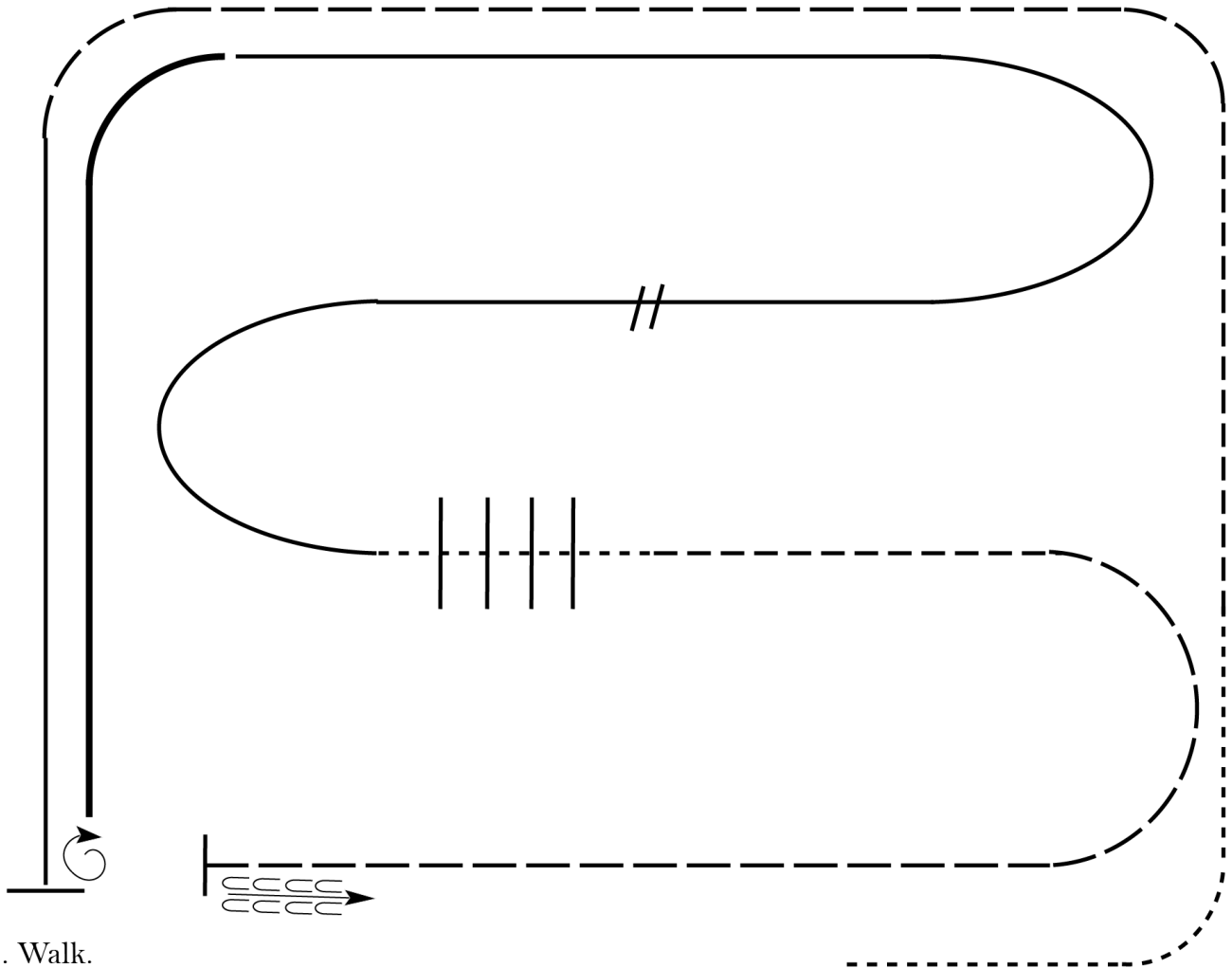
# Jane Johnson Memorial Horse Show

## All Ranch Riding (Classes 7,8,9)

Show Date: 7/3/26-7/5/26

w w w . H o r s e S h o w P a t t e r n s . c o m

w w w . H o r s e S h o w P a t t e r n s . c o m



1. Walk.
2. Trot
3. Extended trot.
4. Left lead lope
5. Stop, 1 1/2 turn right
6. Extended lope
7. Collect to working lope-right lead
8. Change leads (simple or flying)
9. Walk
10. Walk over logs
11. Trot
12. Extended trot
13. Stop and back

<b>Walk</b>	-----
<b>Jog</b>	-----
<b>Extended Jog</b>	-----
<b>Lope</b>	-----
<b>Lead Change</b>	////
<b>Back</b>	←←←←
<b>Marker</b>	(B)

[RR/2]

Pattern Provided by:

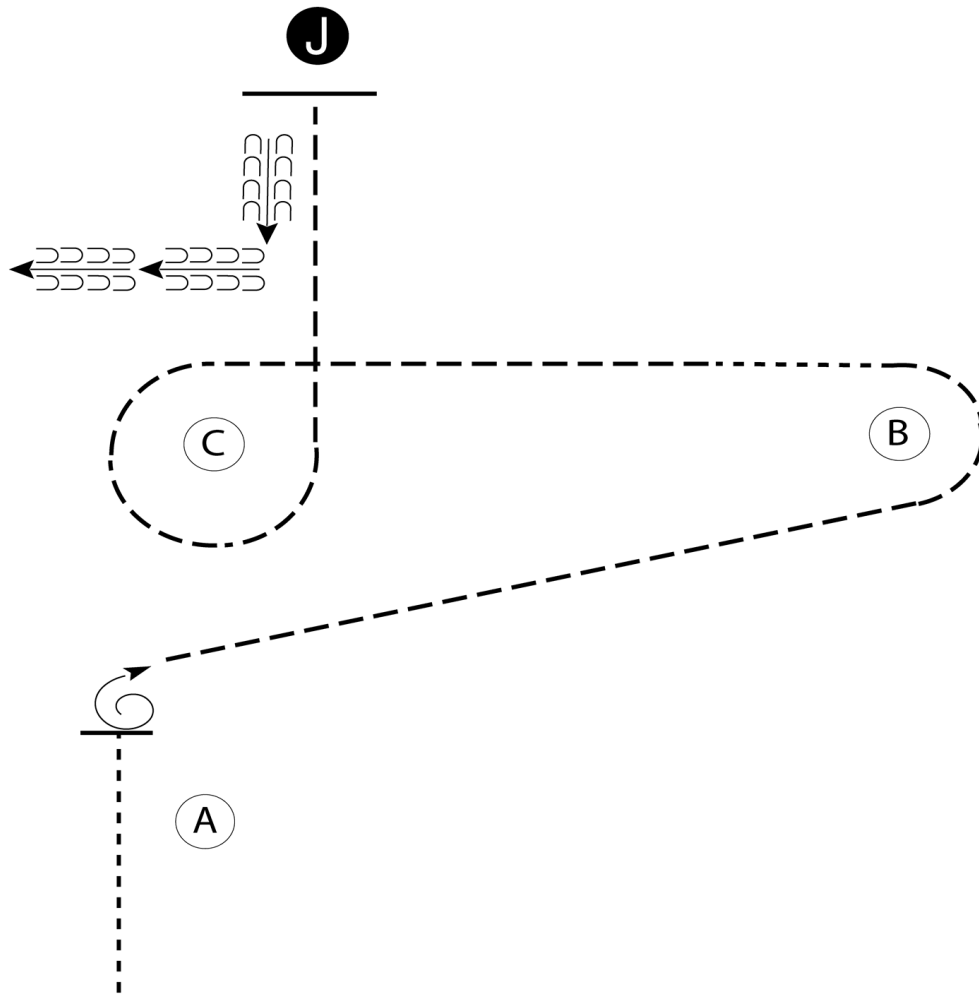
*The Judges*



# Jane Johnson Memorial Horse Show

## Showmanship (\$100 Open) (Class 19)

Show Date: 7/3/26-7/5/26



1. Begin before A. Walk past A and stop
2. Perform a 405 degree turn
3. Trot around B. At B walk 6 steps
4. Trot to and around C to the Judge
5. Stop and set up for inspection
6. When dismissed back a corner and follow instructions of ring steward

Walk	-----
Trot	- . - . - . - .
Back	← 〰〰〰 〰〰〰
Marker	⊙
Judge	⊙ —

[S/3-19]

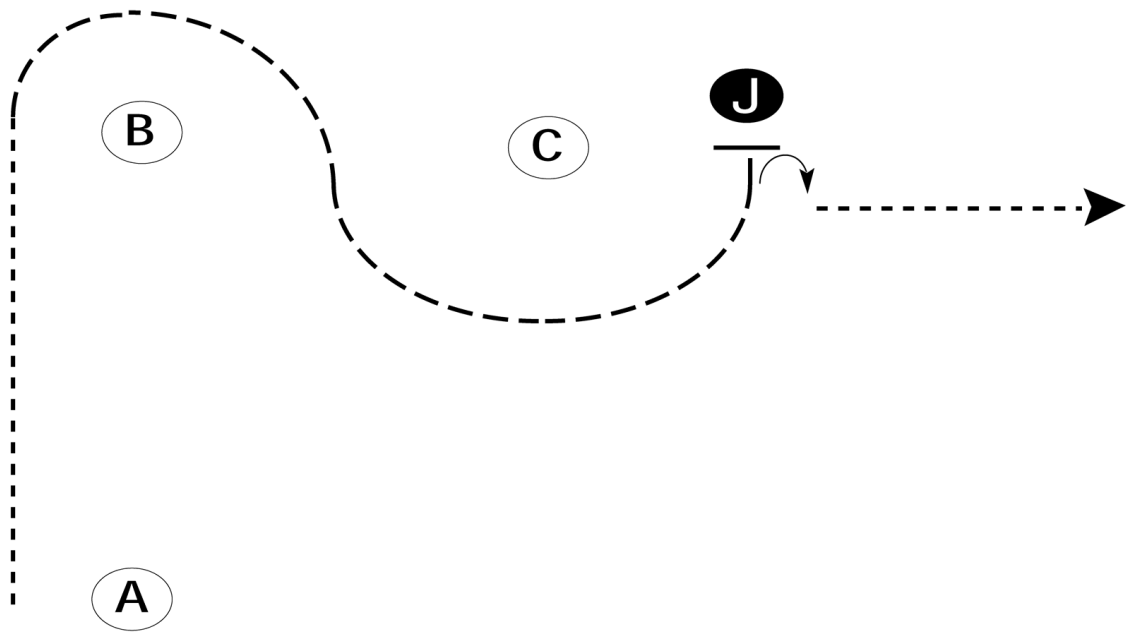
Pattern Provided by:

*The Judges*

# Jane Johnson Memorial Horse Show

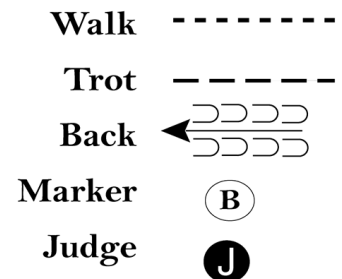
## Showmanship (Tiny Tot) (Class 62)

Show Date: 7/3/26-7/5/26



Be ready at A.

1. Walk from A to B.
2. Trot from B, around C and to judge.
3. Stop and set up for inspection.
4. When dismissed, perform a 90 degree turn.
5. Walk straight away from the judge.
6. Follow the instructions of your ring steward.



[S/WT-19]

Pattern Provided by:

*The Judges*

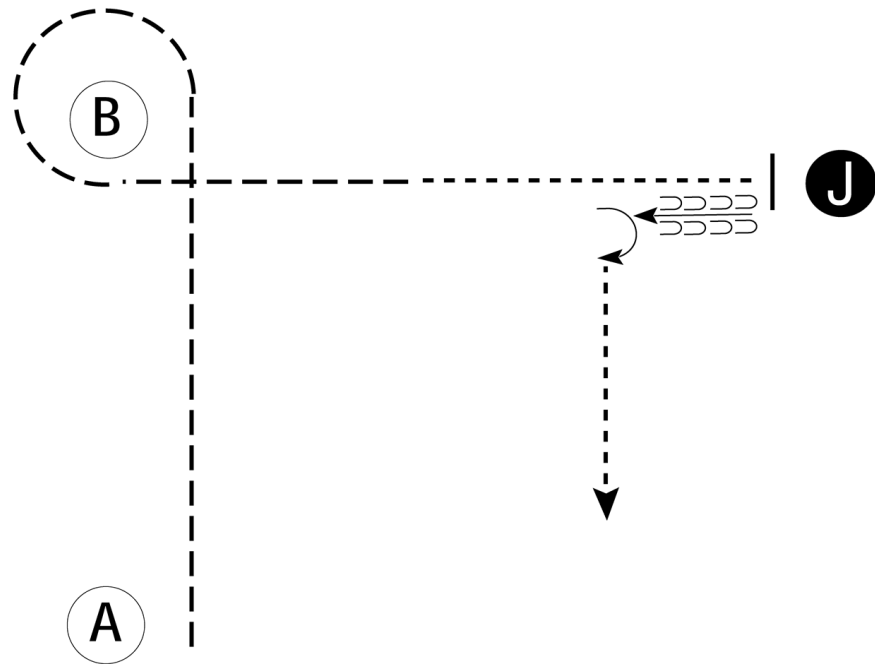
# Jane Johnson Memorial Horse Show

Showmanship (Rookie,13&U,14-18,19&O) (Classes 63,64,65,66)

Show Date: 7/3/26-7/5/26

w w w . H o r s e S h o w P a t t e r n s . c o m

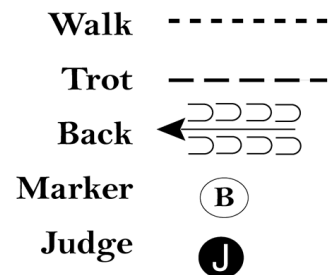
w w w . H o r s e S h o w P a t t e r n s . c o m



Be ready at A.

1. Trot from A to B.
2. Trot a tight circle around B.
3. Continue to trot halfway to judge.
4. Break to a walk and walk to judge.
5. Stop and set up for inspection.
6. When dismissed, back approximately one horse length.
7. Perform a 90 degree turn and walk away.

Follow the directions of your ring steward.



[S/2-56]

Pattern Provided by:

*The Judges*

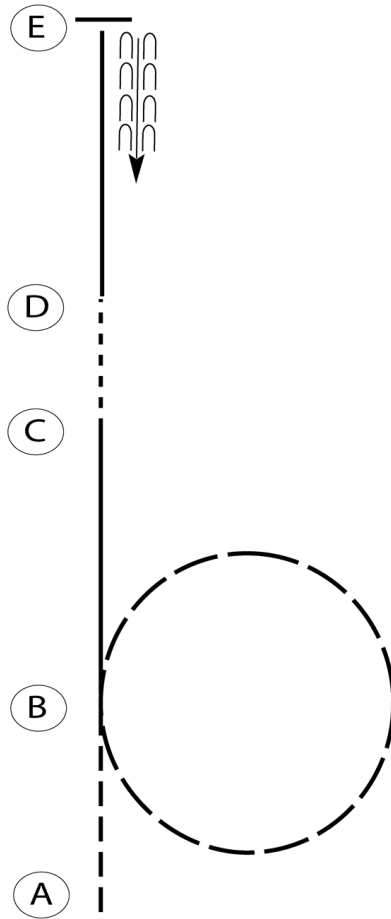
# Jane Johnson Memorial Horse Show

## Horsemanship (\$100 Open) (Class 43)

Show Date: 7/3/26-7/5/26

w w w . H o r s e S h o w P a t t e r n s . c o m

w w w . H o r s e S h o w P a t t e r n s . c o m



Be ready at A WITHOUT STIRRUPS

1. Jog from A to B.
2. Extend the jog at B and circle to the right at the extended jog.
3. Lope on the left lead to C.
4. Walk from C to D and pick up your stirrups while walking.
5. Lope on the right lead to E.
6. Stop at E and back one horse length

Retire to the rail or line up at a jog.

<b>Walk</b>	-----
<b>Jog</b>	- - - - -
<b>Extended Jog</b>	- - - - -
<b>Lope</b>	—————
<b>Leg Yield</b>	
<b>Lead Change</b>	— / —
<b>Back</b>	← — — — — — — — — —
<b>Marker</b>	⊙ B
<b>Sidepass</b>	← — — — — →

[WH/3-21]

Pattern Provided by:

*The Judges*

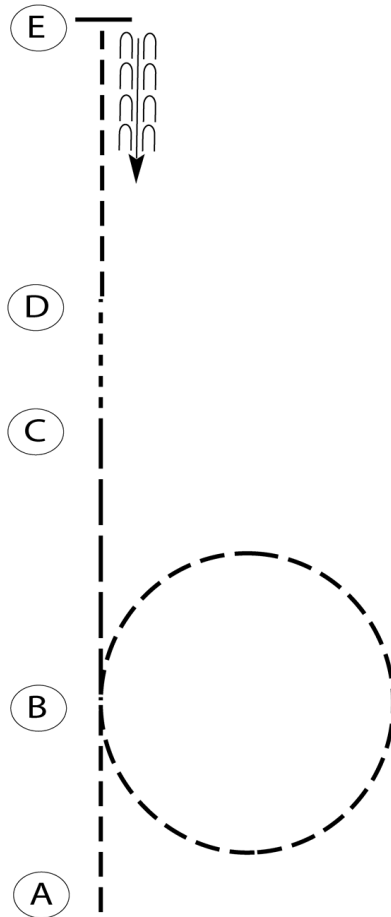
# Jane Johnson Memorial Horse Show

## Horsemanship (Tiny Tot & All W/T) (Classes 30,34,35,44,46,48)

Show Date: 7/3/26-7/5/26

w w w . H o r s e S h o w P a t t e r n s . c o m

w w w . H o r s e S h o w P a t t e r n s . c o m



Be ready at A.

1. Jog from A to B.
2. Jog a circle to the right at B.
3. Extend the jog to C.
4. Walk from C to D.
5. Jog to E.
6. Stop at E and back one horse length

Retire to the rail or line up at a jog.

Walk	-----
Jog	-----
Extended Jog	-----
Lope	—————
Leg Yield	
Lead Change	—/—
Back	←←← ←←←
Marker	⊙ B
Sidepass	←-----→

[WH/WT-21]

Pattern Provided by:

*The Judges*

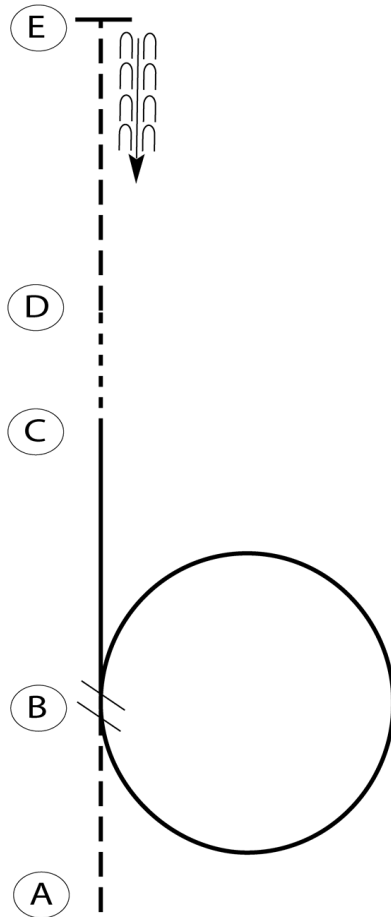
# Jane Johnson Memorial Horse Show

Horsemanship (Rookie,13&U,14-18,19&O) (Classes 36,45,47,49)

Show Date: 7/3/26-7/5/26

w w w . H o r s e S h o w P a t t e r n s . c o m

w w w . H o r s e S h o w P a t t e r n s . c o m



Be ready at A.

1. Jog from A to B.
2. Lope a circle to the right on the right lead.
3. Change leads at B.
4. Lope on the left lead to C.
5. Walk from C to D.
6. Jog from D to E.
7. Stop at E and back one horse length.

Retire to the rail or line up at a jog.

Walk	-----
Jog	- - - - -
Extended Jog	- - - - -
Lope	—————
Leg Yield	
Lead Change	— / —
Back	← u u u u u
Marker	⊙ B
Sidepass	← ——— →

[WH/2-22]

Pattern Provided by:

*The Judges*

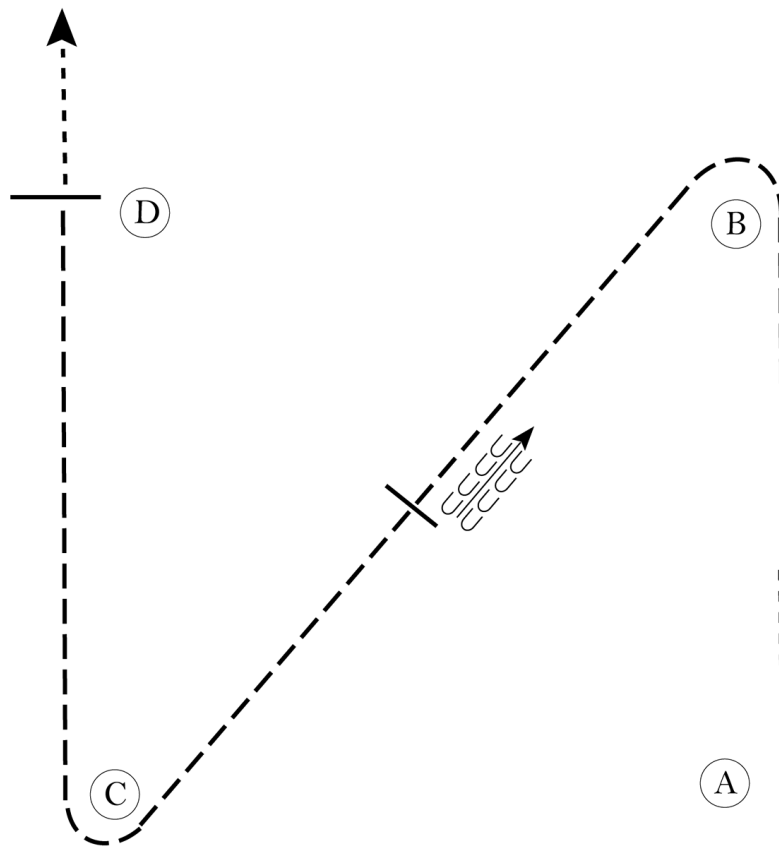
# Jane Johnson Memorial Horse Show

## Equitation (Tiny Tot & All W/T) (Classes 70,80,81,83,85,87)

Show Date: 7/3/26-7/5/26

w w w . H o r s e S h o w P a t t e r n s . c o m

w w w . H o r s e S h o w P a t t e r n s . c o m



Be ready at A.

1. Walk approximately two horse lengths from A.
2. Sitting trot to B.
3. At B, posting trot around B to middle.
4. Stop at middle and back one horse length.
5. Sitting trot to C.
6. At C, posting trot around C to D.
7. Stop at D.
8. Exit at a walk.

Follow the directions of your ring steward.

Walk	-----
Trot	-----
Extended Trot	-----
Canter	-----
Lead Change	
Back	
Marker	
Hand Gallop	-----

[HSE/WT-48]

Pattern Provided by:

*The Judges*

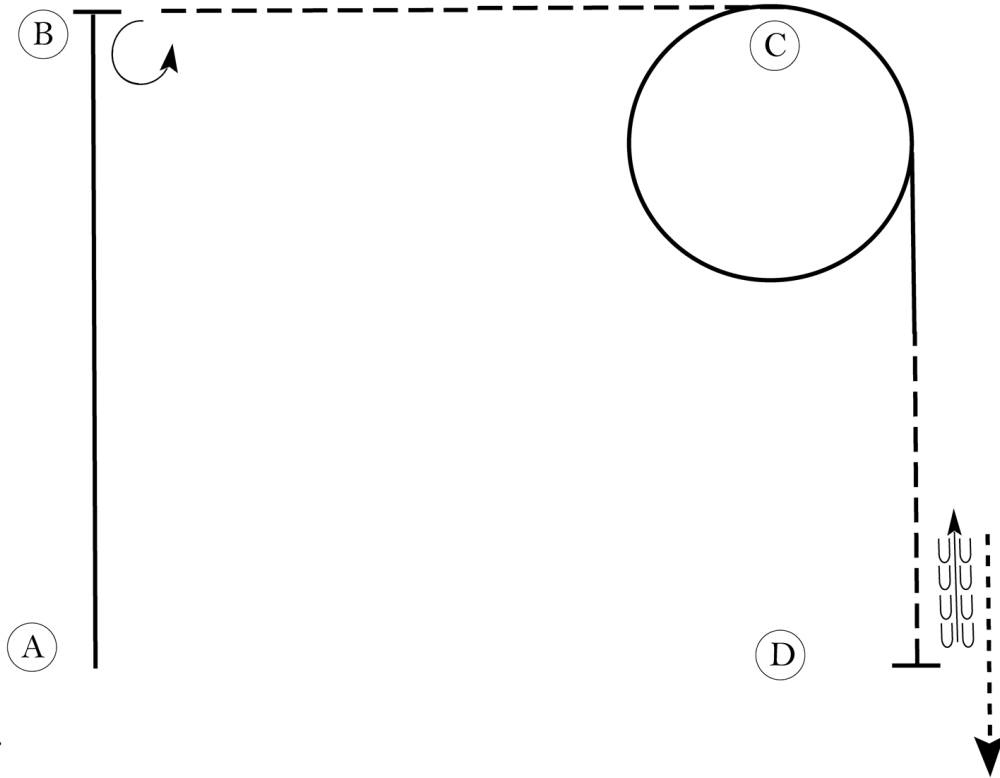
# Jane Johnson Memorial Horse Show

Equitation (Rookie, 13&u,14-18,19&0) (Classes 82,84,86,88)

Show Date: 7/3/26-7/5/26

w w w . H o r s e S h o w P a t t e r n s . c o m

w w w . H o r s e S h o w P a t t e r n s . c o m



Be ready at A.

1. Canter on the left lead to B.
2. Stop at B and execute a 270 degree turn on the haunches to the left.
3. Posting trot on the right diagonal to C.
4. Canter on the right lead in a circle around C.
5. Continue on the right lead halfway to D.
6. Posting trot on the left diagonal to D.
7. Stop at D and back approximately one horse length.
8. Walk forward to and past D.

Follow the instructions of your ring steward.

Walk	-----
Trot	- - - - -
Extended Trot	— — — — —
Canter	—————
Leg Yield	
Lead Change	↖ ↗
Back	← ← ← ← ←
Marker	⊙
Sidepass	← — — — — →
Hand Gallop	— — — — —

[HSE/2-43]

Pattern Provided by:

*The Judges*