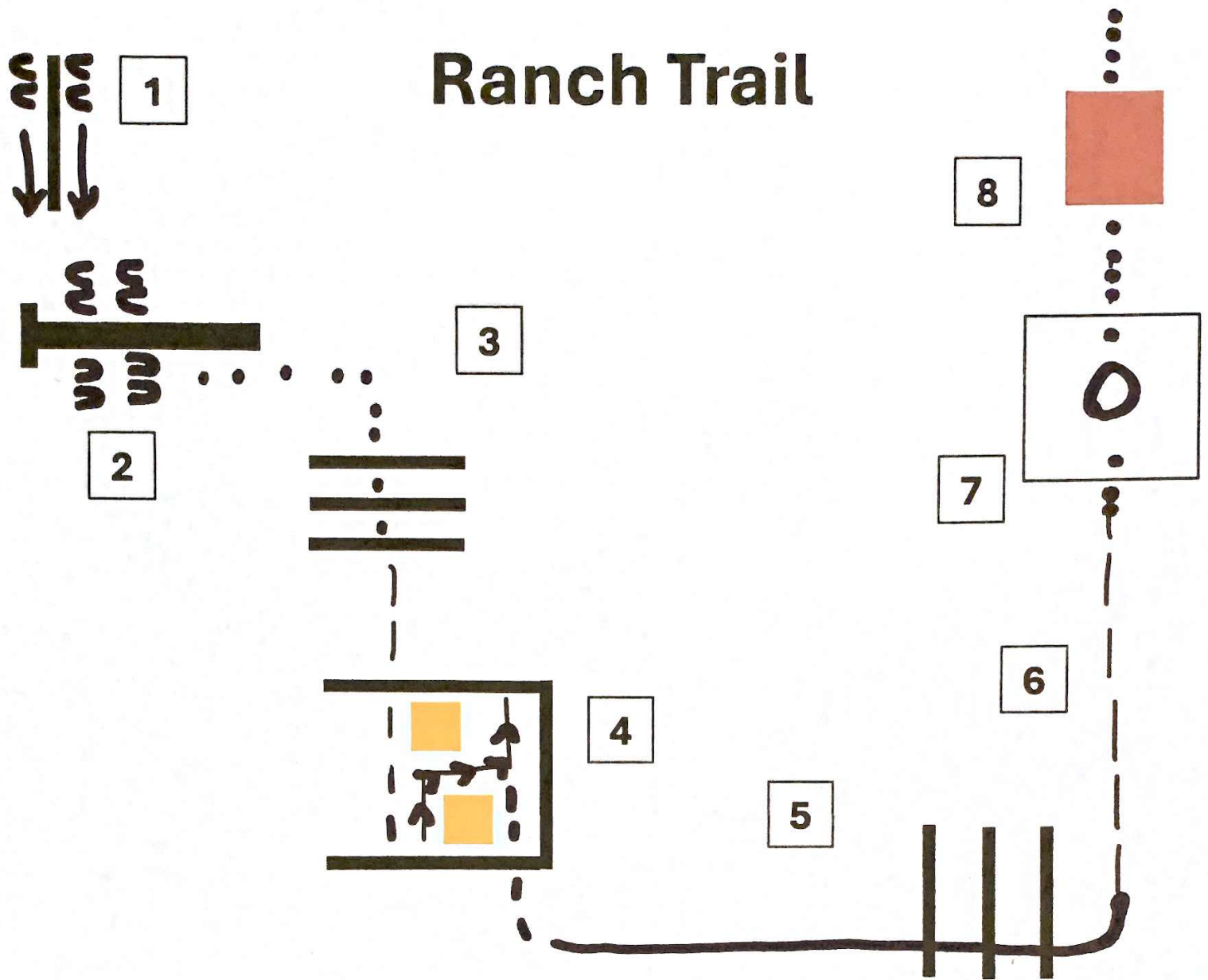


# Ranch Trail



1. Side pass left
2. Work gate, left hand
3. Walk over poles
4. Trot over first pole, stop and back through straw, trot out over second log
5. Lope left lead over poles
6. Break to extended trot
7. Stop, walk into box, complete 360 turn in either direction
8. Walk out and over bridge

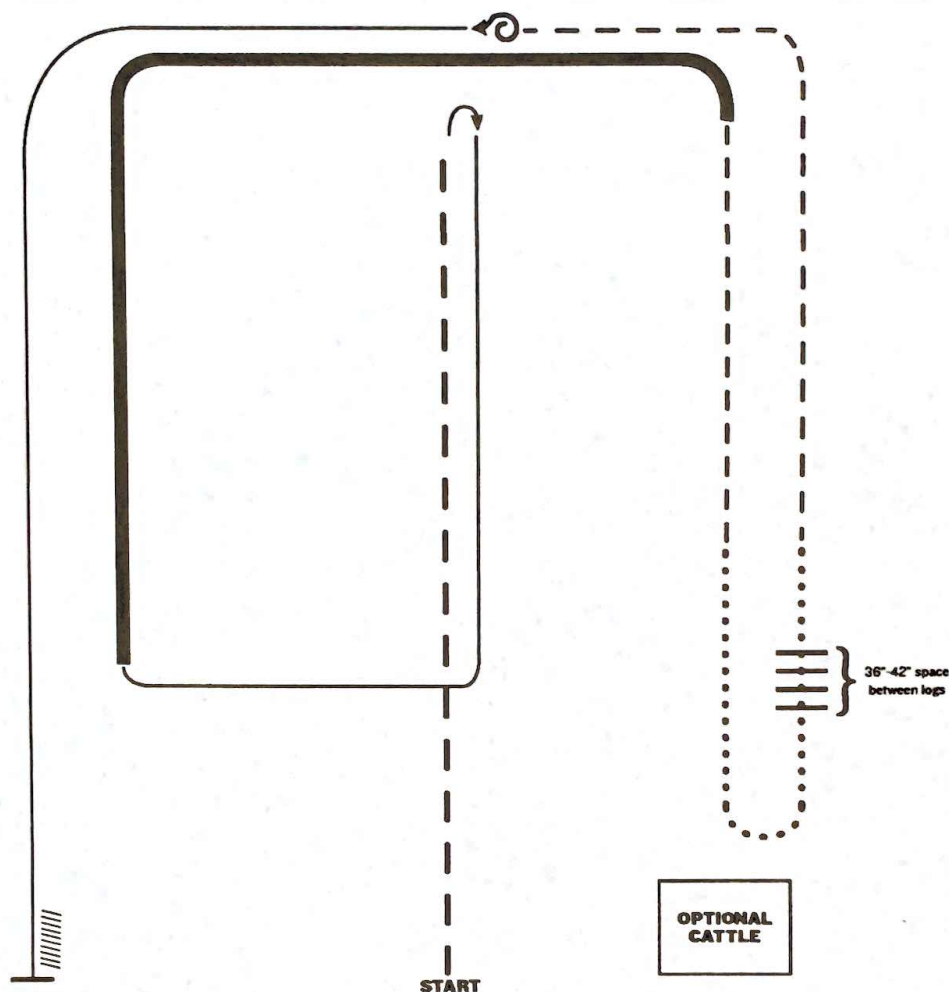
# Jane Johnson Memorial Horse Show

## Ranch Riding

Show Date: 07-04-2025

www.HorseShowPatterns.com

www.HorseShowPatterns.com



1. Extended trot
2. Stop, rollback right
3. Lope right lead
4. Extended lope (right lead)
5. Trot
6. Walk
7. Walk over logs
8. Walk
9. Trot
10. Stop, 360 left
11. Lope left lead
12. Stop and back

Note: The drawn description of this pattern is only intended for the general depiction of the pattern. Exhibitors should utilize the arena space to best exhibit their horses.

[RR/AQHA-15]

Pattern Provided by:

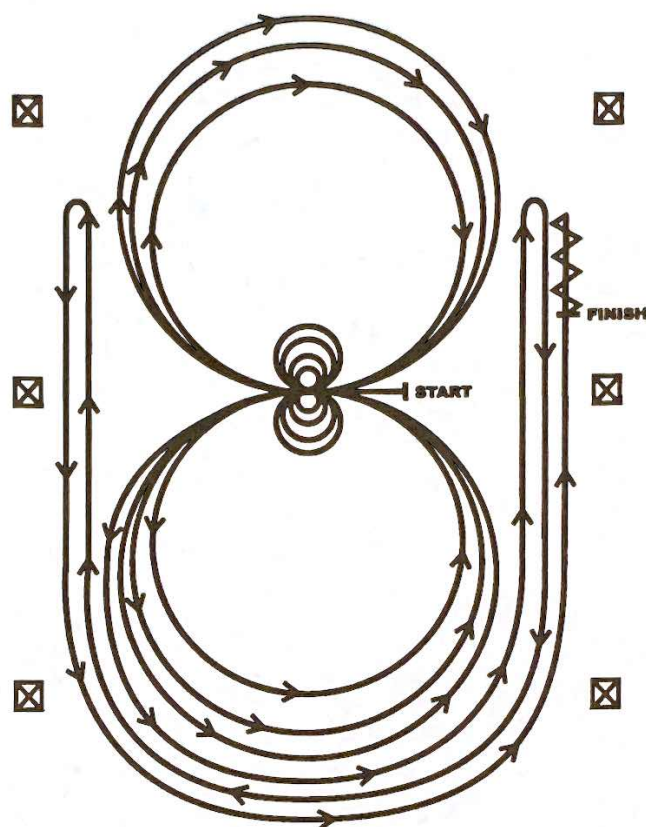
*Judges*

# Jane Johnson Memorial Horse Show

## Reining

Show Date: 07-04-2025

### REINING PATTERN 6



Horses may walk or jog to the center of arena. Horses must walk or stop prior to starting pattern. Beginning at the center of the arena facing the left wall or fence.

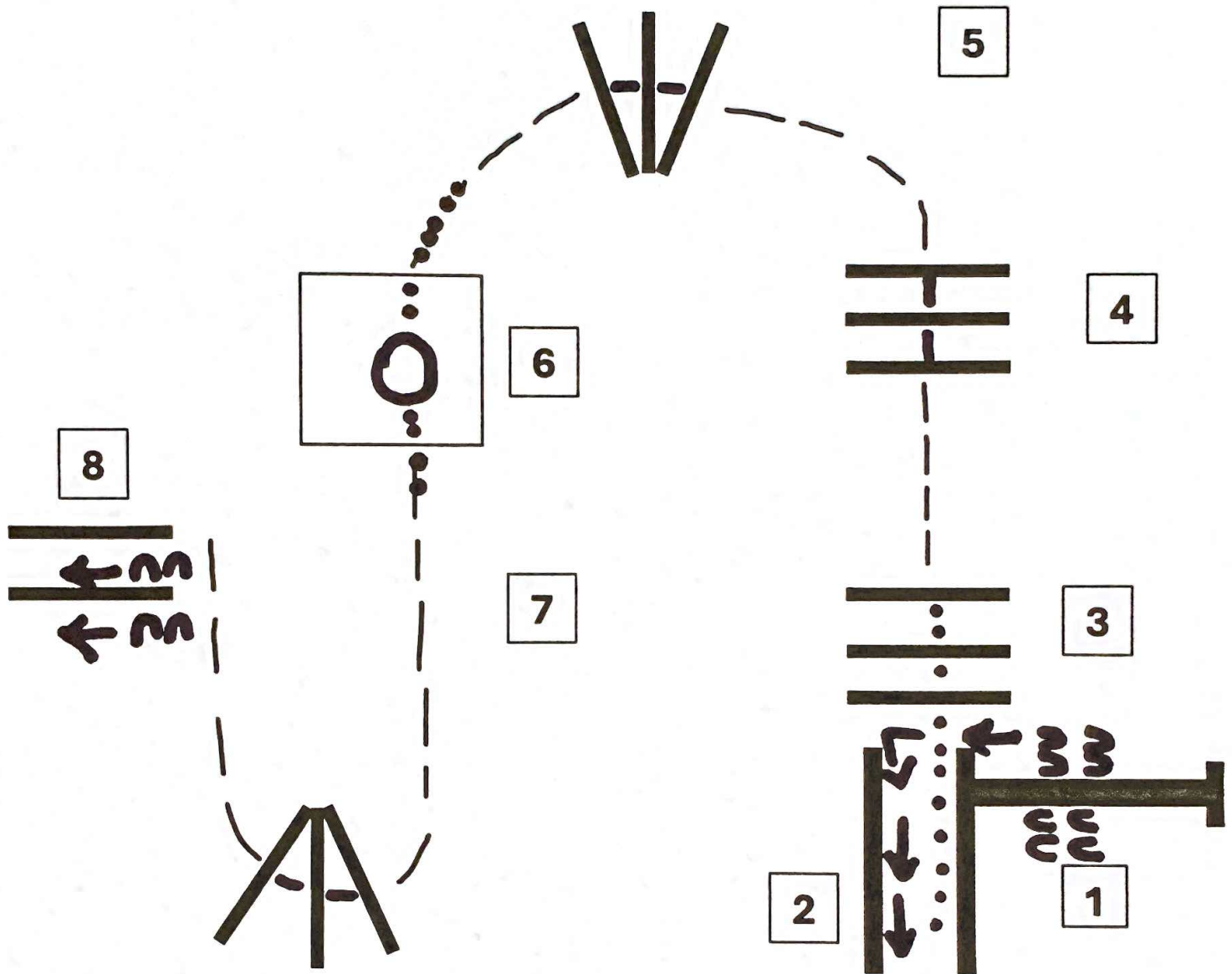
1. Complete four spins to the right. Hesitate.
2. Complete four spins to the left. Hesitate.
3. Beginning on the left lead, complete three circles to the left: the first two circles large and fast; the third circle small and slow. Change leads at the center of the arena.
4. Complete three circles to the right: the first two circles large and fast; the third circle small and slow. Change leads at the center of the arena.
5. Begin a large circle to the left but do not close this circle. Run up the right side of the arena past the center marker and do a right rollback at least twenty feet (six meters) from the wall or fence—no hesitation.
6. Continue back around previous circle but do not close this circle. Run up the left side of the arena past the center marker and do a left rollback at least twenty feet (six meters) from the wall or fence—no hesitation.
7. Continue back around previous circle but do not close this circle. Run up the right side of the arena past the center marker and do a sliding stop at least twenty feet (six meters) from the wall or fence. Back up at least ten feet (three meters). Hesitate to demonstrate the completion of the pattern.

[R/AQHAP-6]

Pattern Provided by:

*Judges*

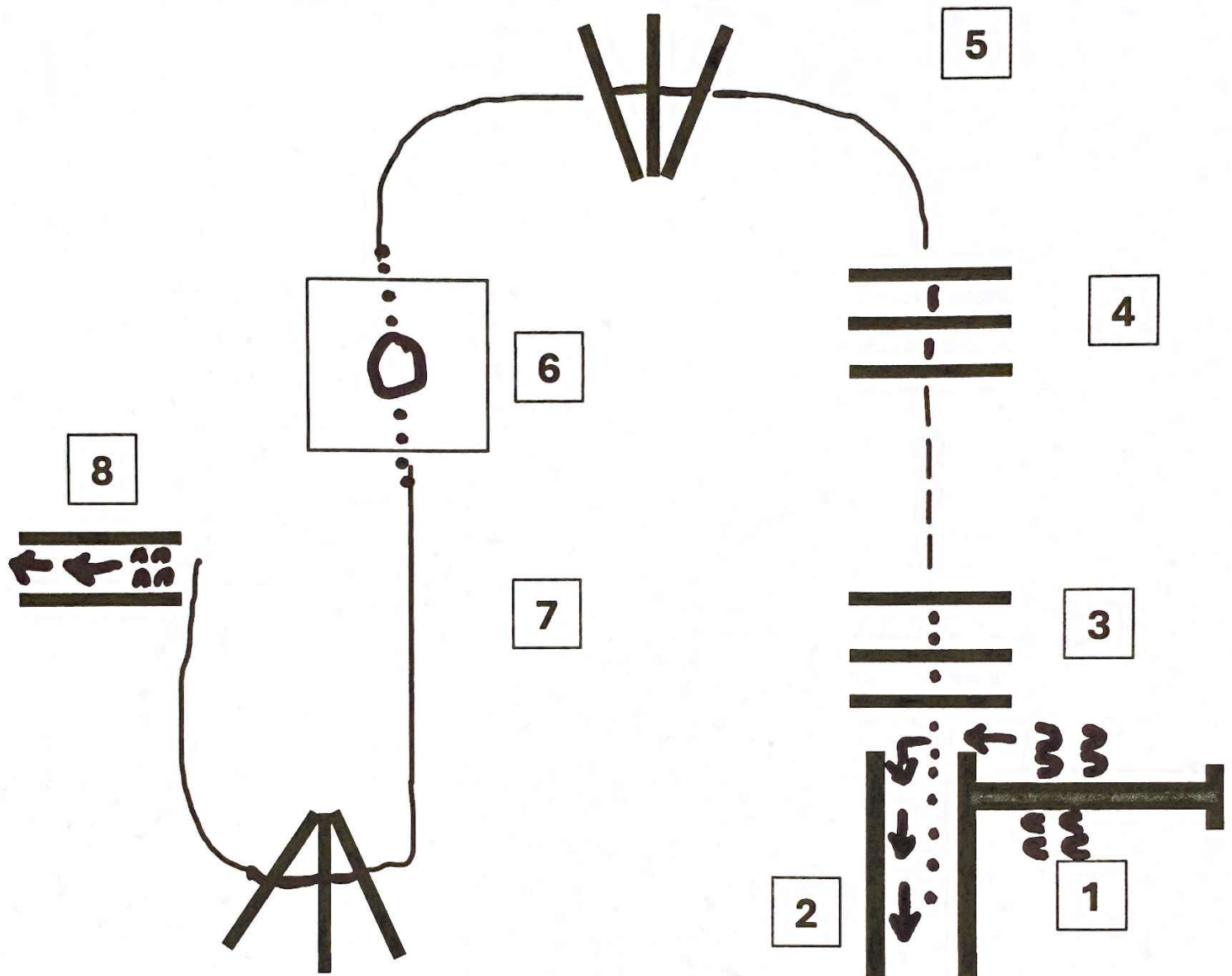
# All Walk Trot Trail



1. Work gate, right hand (tiny tot walk thru open gate)
2. Back chute
3. Walk over poles
4. Trot over poles
5. After second set of polls break to a walk
6. Stop, walk into box, complete 360 either direction, walk out
7. Trot over poles
8. Left side pass single pole (tiny tot omit obstacle)



# All Trail – except Tiny Tot & Walk Trot



1. Work gate, right hand
2. Back chute
3. Walk over poles
4. Trot over poles
5. Left lead over poles to box
6. Stop, walk into box, complete 360 either direction, walk out
7. Right lead over poles
8. Left side pass

# JANE JOHNSON MEMORIAL HORSE SHOW

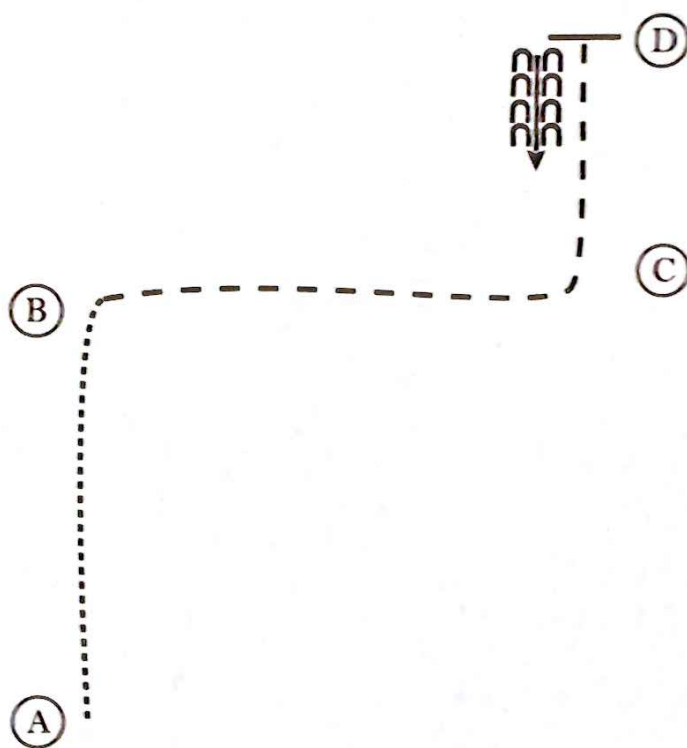
## WESTERN HORSEMANSHIP (CLASS 28)

Show Date: JULY 4-6, 2025

www.HorseShowPatterns.com

www.HorseShowPatterns.com

1. Walk A to B
2. At B jog to D
3. At D stop and back 4 steps.



Walk	.....
Jog	-----
Extended Jog	————
Lope	————
Leg Yield	
Lead Change	—/—
Back	←CCCC
Marker	(B)
Sidepass	←-----→

[WH/WT-2]

Pattern Provided by:

**JUDGES**

# JANE JOHNSON MEMORIAL HORSE SHOW

## WESTERN HORSEMANSHIP (ALL W/T EXCEPT CLASS 26)

Show Date: JULY 4-6, 2025

www.HorseShowPatterns.com

Begin before A at a walk.

1. Jog from A to B.
2. At B, extend the jog and circle at B as shown. Stop facing B.
3. Turn 1/4 turn to the left.
4. Back one horse length.
5. Jog to C. Stop at C.

Follow the instructions of your ring steward.

Walk	-----
Jog	- - - - -
Extended Jog	- - - - -
Lope	=====
Leg Yield	
Lead Change	///
Back	←
Marker	⊙
Sidepass	←→

www.HorseShowPatterns.com

Pattern Provided by:

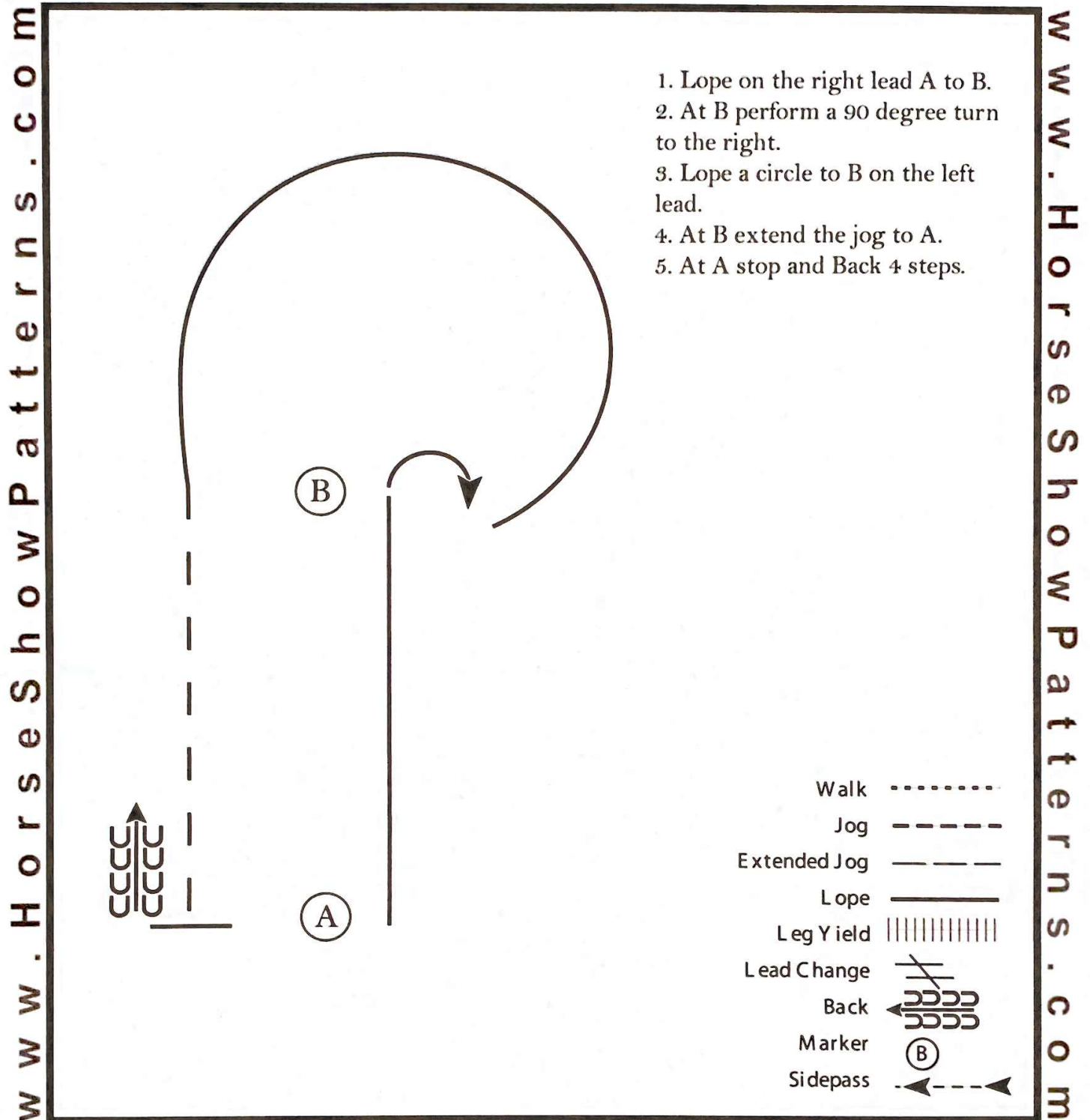
**JUDGES**

[WH/WT-17]

# JANE JOHNSON MEMORIAL HORSE SHOW

## WESTERN HORSEMANSHIP (CLASSES 34,43)

**Show Date: JULY 4-6, 2025**



[WH/2-7]

**Pattern Provided by:**

## JUDGES



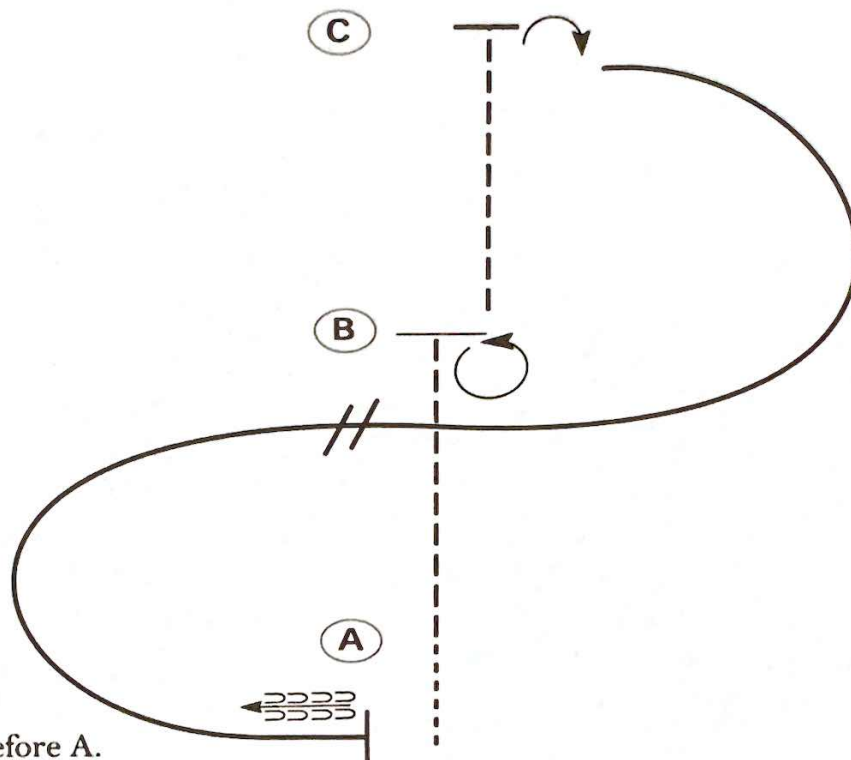
# JANE JOHNSON MEMORIAL HORSE SHOW

## WESTERN HORSEMANSHIP (CLASSES 41, 45-47)

Show Date: JULY 4-6, 2025

www.HorseShowPatterns.com

www.HorseShowPatterns.com



Be ready before A.

1. Walk to A.
2. Jog A to B.
3. Stop at B and perform a 360 degree turn to the left.
4. Perform an extended jog from B to C.
5. Stop at C and turn 90 degrees to the right.
6. Lope a half circle to B on the right lead.
7. At B perform a flying lead change and lope a half circle to A on the left lead.
8. Stop at A and back approximately one horse length.

Follow the instructions of your ring steward.

Walk	-----
Jog	-----
Extended Jog	-----
Lope	-----
Leg Yield	
Lead Change	---/---
Back	←←←←←
Marker	(B)
Sidepass	←-----→

[WH/3-30]

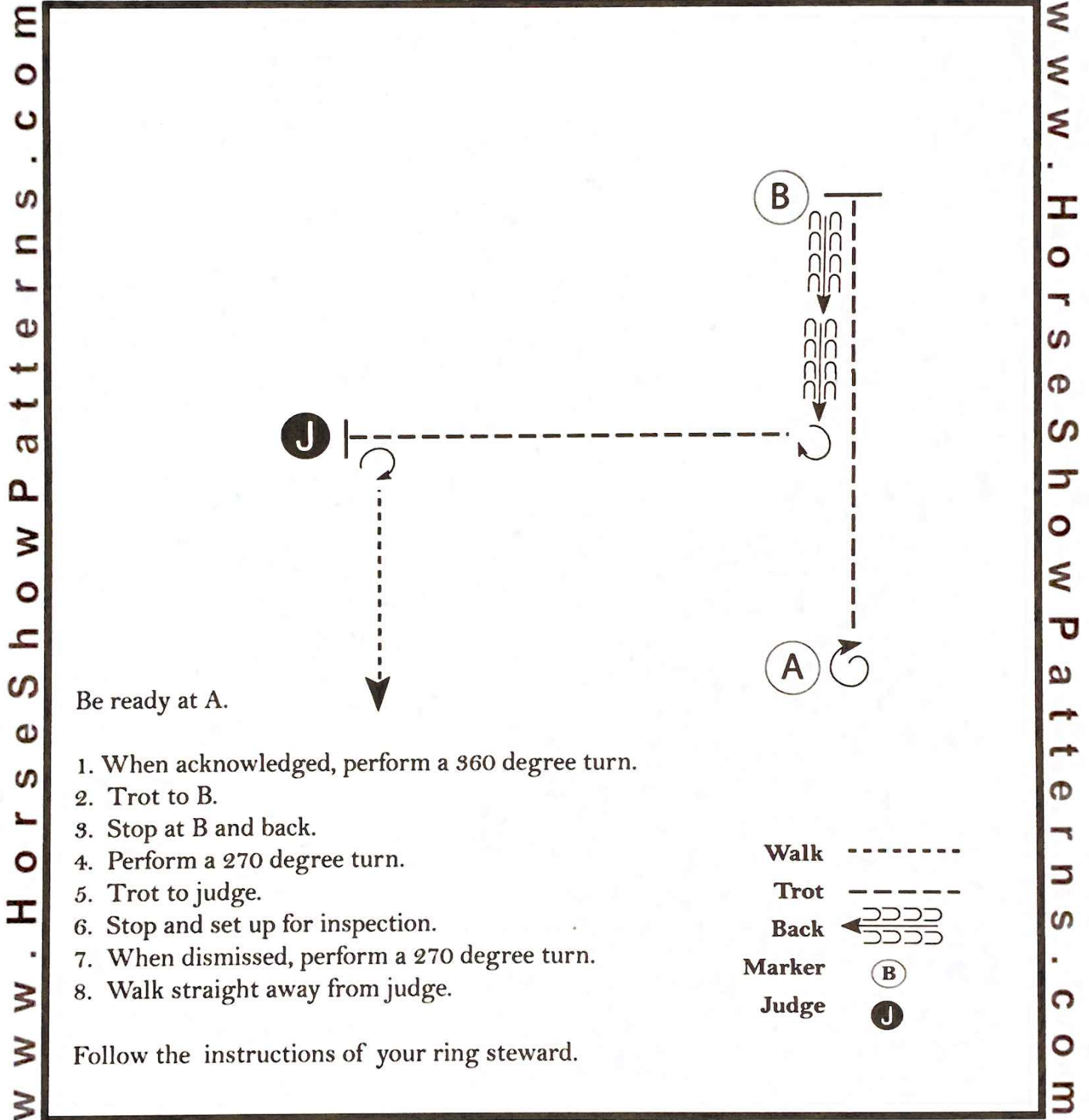
Pattern Provided by:

**JUDGES**

# Jane Johnson Memorial Horse Show

## Showmanship (Classes 61,66,67,68,69)

Show Date: 07-04-2025



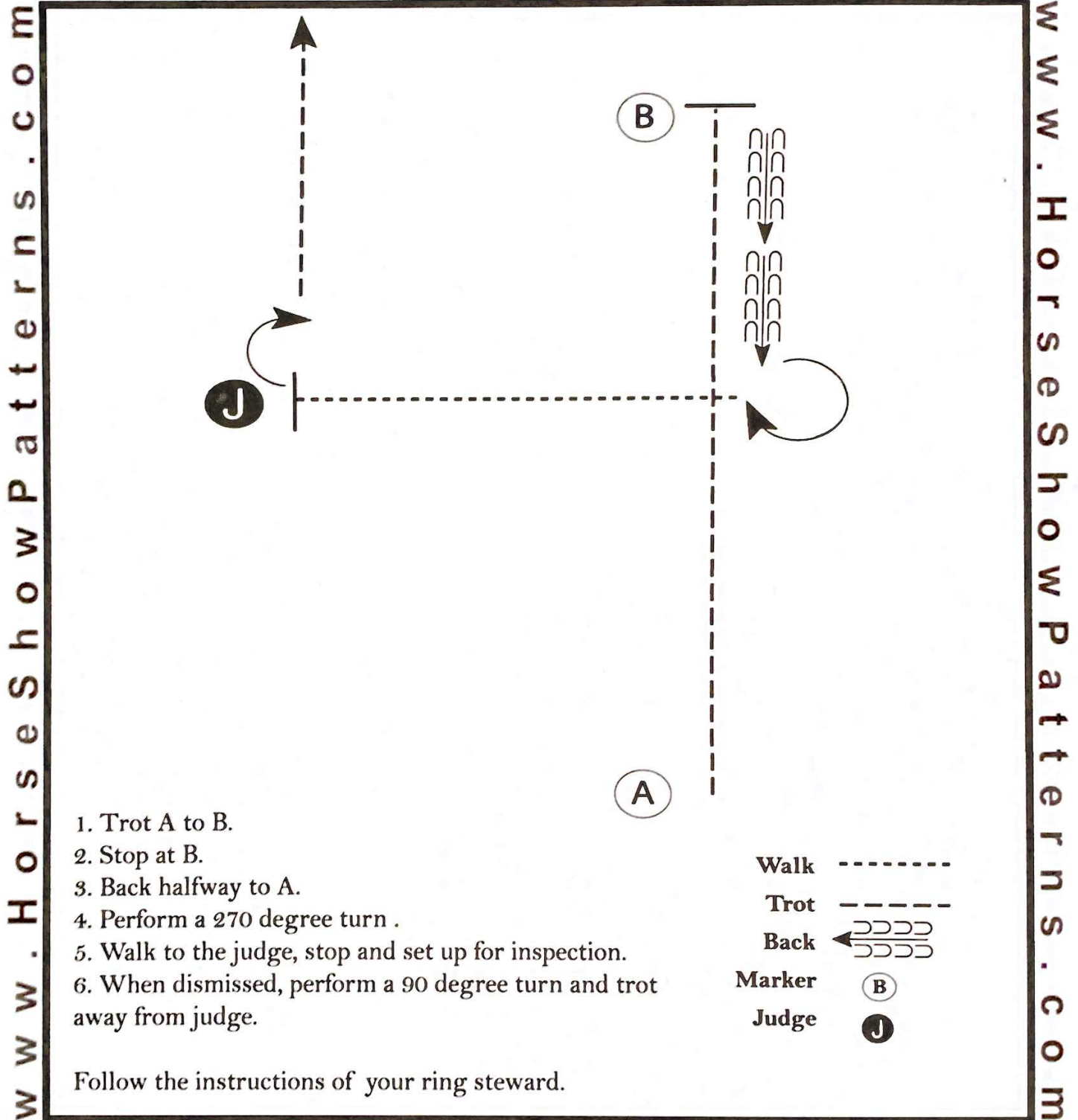
[S/3-45]

Pattern Provided by:  
*Judges*

# Jane Johnson Memorial Horse Show

## Showmanship (Classes 62,63,64,65)

Show Date: 07-04-2025



[S/WT-1]

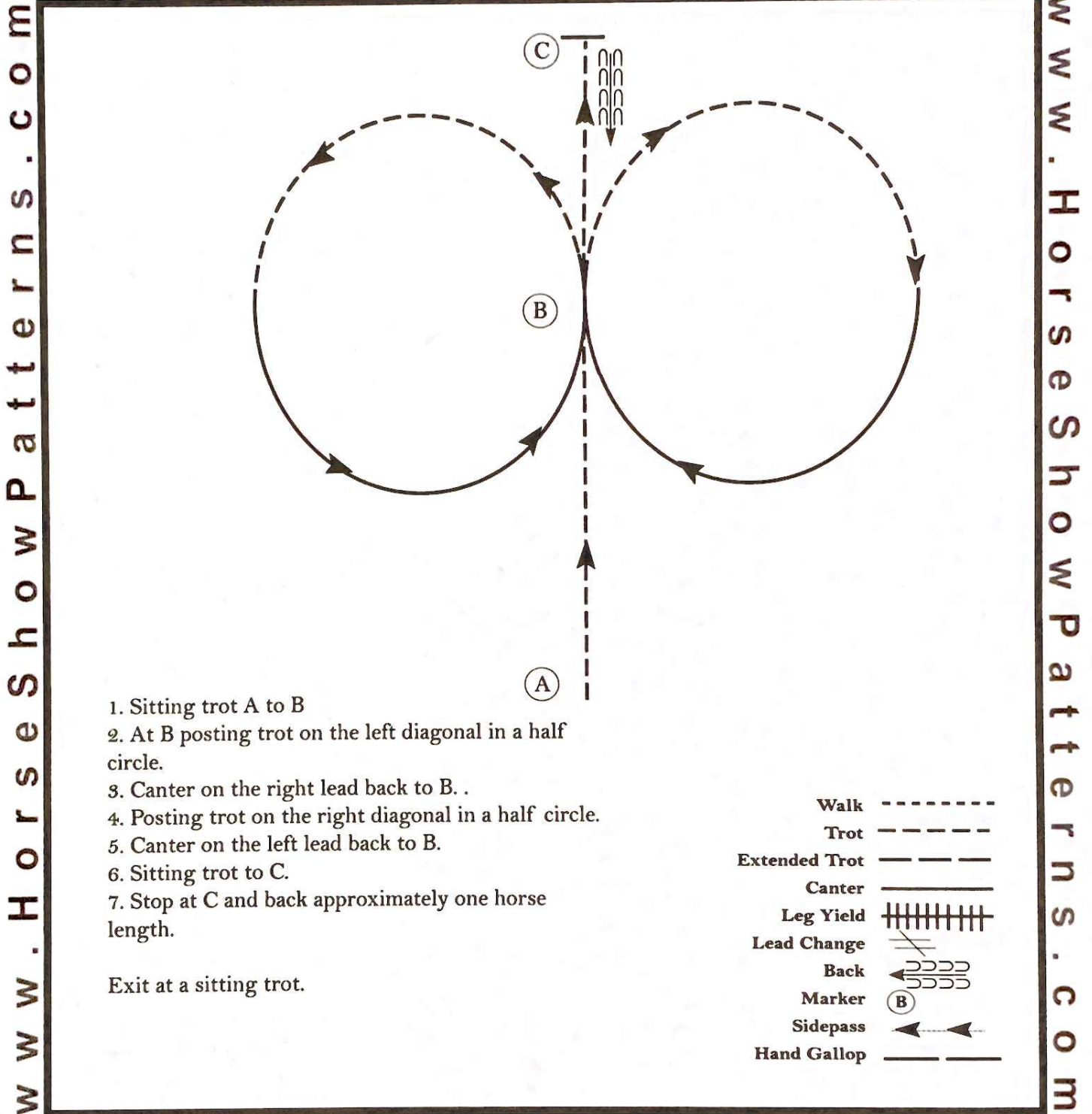
Pattern Provided by:  
*Judges*



# JANE JOHNSON MEMORIAL HORSE SHOW

## HUNT SEAT EQUITATION (CLASSES 80,84,86,88,90)

Show Date: JULY 4-6, 2025



[HSE/2-21]

Pattern Provided by:

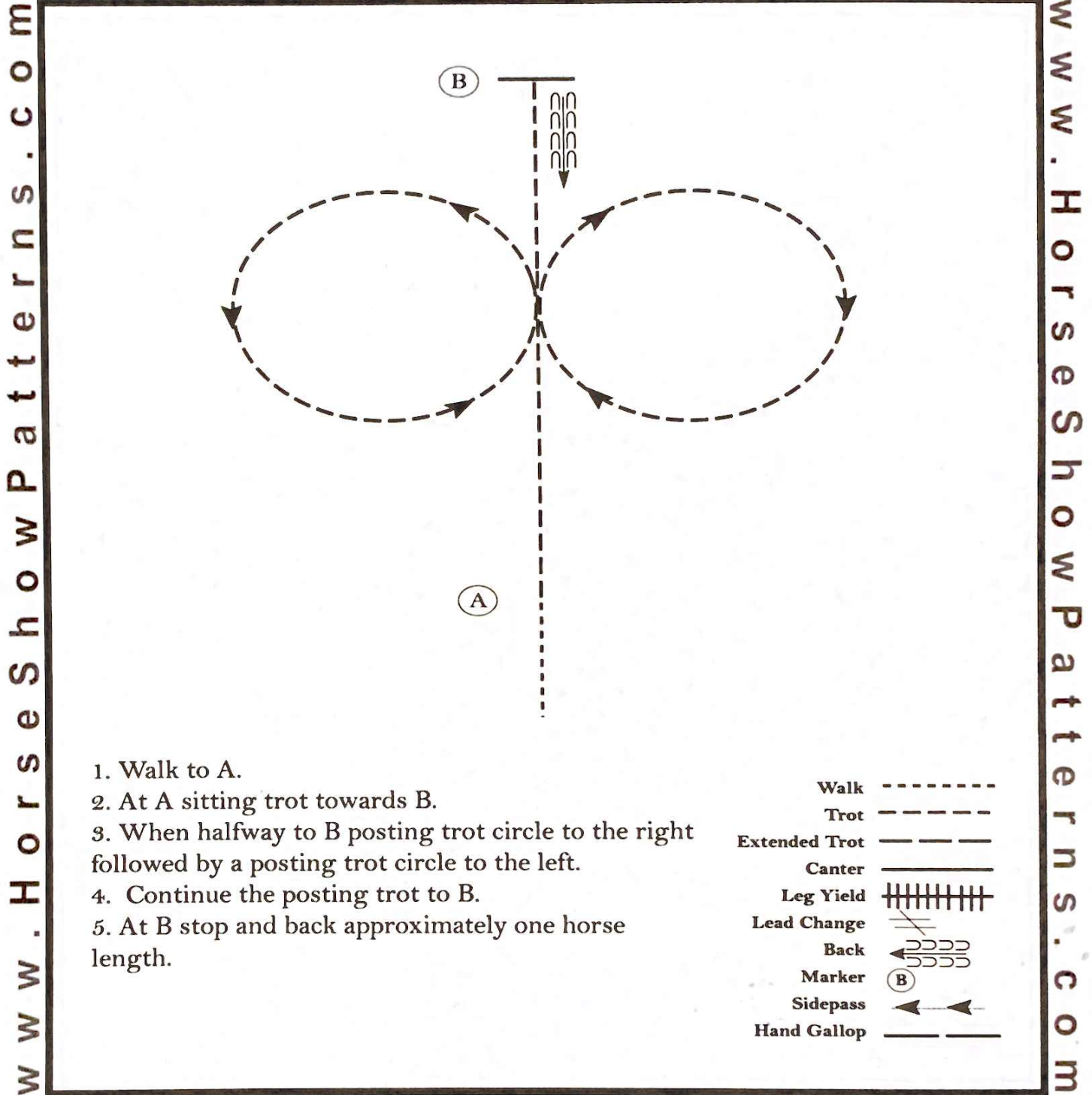
**JUDGES**



# Jane Johnson Memorial Horse Show

## Hunt Seat Equitation (Classes 72,82,83,85,87,89)

Show Date: 07-04-2025



[HSE/WT-4]

Pattern Provided by:

*Judges*