

Jane Johnson Memorial Horse Show

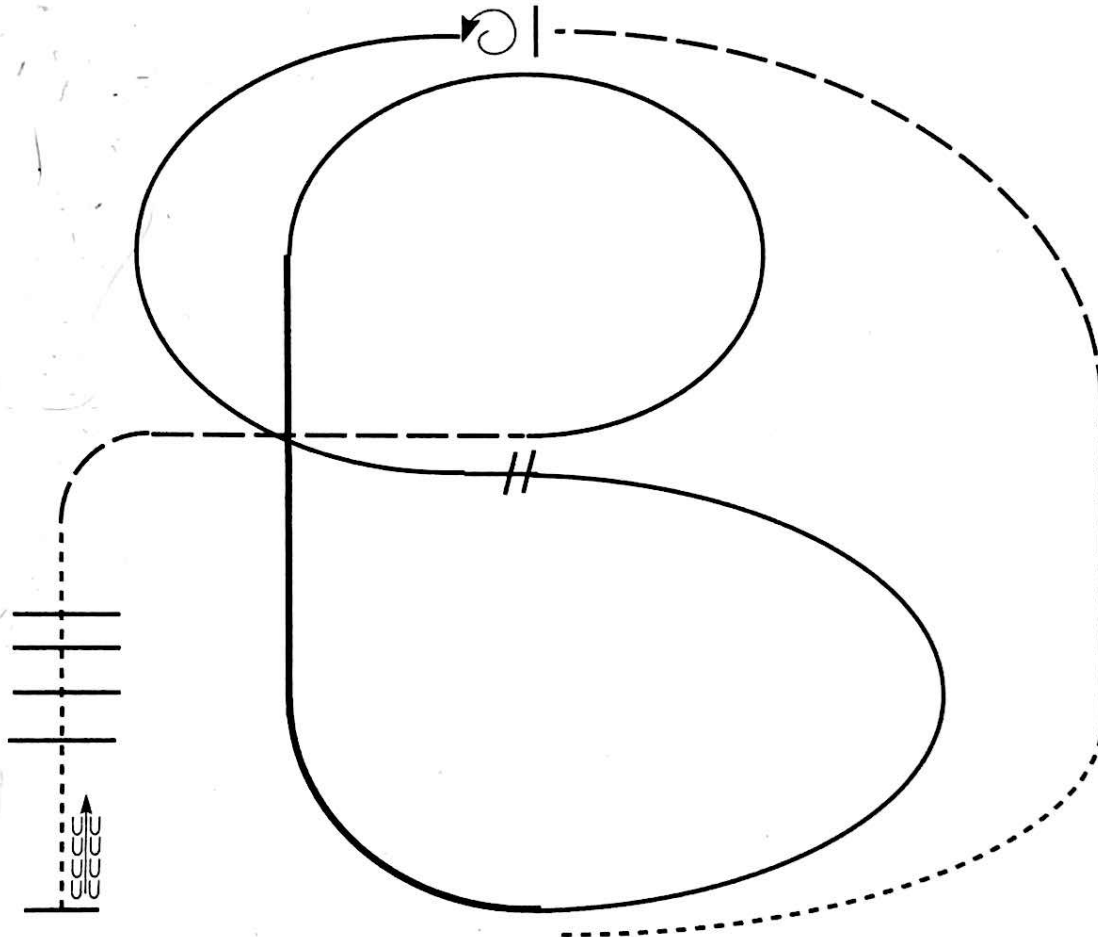
Class # 8,9,10

Ranch Riding (All Ranch Riding)

Show Date: 06-28-2024

www.HorseShowPatterns.com

www.HorseShowPatterns.com



1. Walk
2. Trot
3. Extend the trot, at the top of the arena, stop
4. 360 degree turn to the left
5. Left lead 1/2 circle, lope to the center
6. Change leads (simple or flying)
7. Right lead 1/2 circle
8. Extended lope up the long side of arena (right lead)
9. Collect back to a lope around the top of the arena and back to center
10. Break down to an extended trot
11. Walk over poles.
12. Stop and back

Walk	-----
Jog	- - - - -
Extended Jog	— — — — —
Lope	
Lead Change	
Back	
Marker	(B)

[RR/1]

Pattern Provided by:

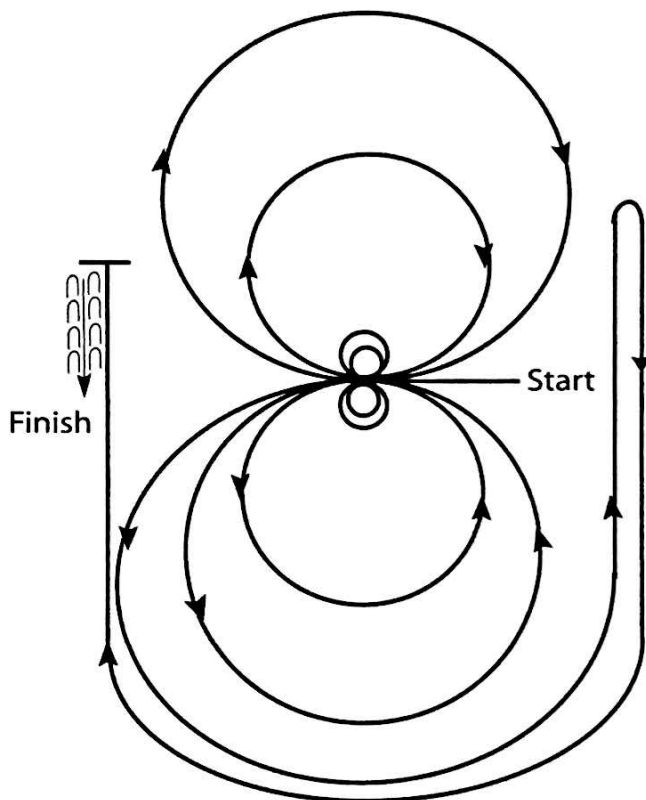
Tammy Lickliter

Jane Johnson Memorial Horse Show

Class #11

Ranch Reining (All)

Show Date: 06-28-2024



Horses may walk or trot to the center of the arena. Horses must walk or stop prior to starting the pattern. Begin at the center of the arena facing the left wall or fence.

1. Beginning on the left lead, complete two circles to the left. Stop at the center of the arena. Hesitate.
2. Complete two spins to the left. Hesitate.
3. Beginning on the right lead complete two circles to the right. Stop at the center of the arena. Hesitate.
4. Complete two spins to the right. Hesitate.
5. Beginning on the left lead, go around the end of the arena, run down the right side of the arena past center marker, stop and roll back right.
6. Continue around the end of the arena and run down the left side of the arena past the center marker. Stop. Back up.

[R/NRHAP-12]

Pattern Provided by:

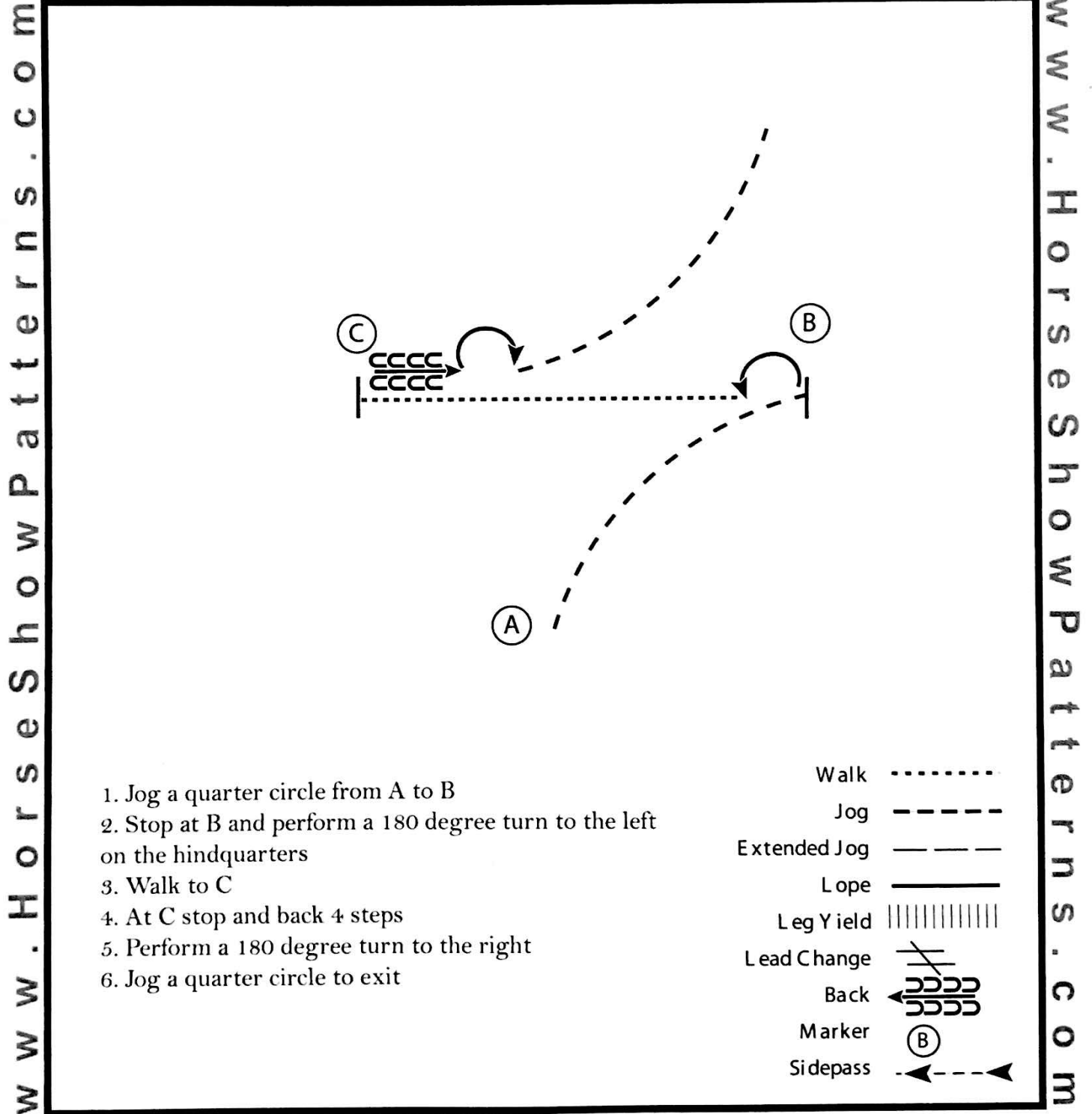
Tammy Lickliter

Jane Johnson Memorial Horse Show

Class #26, 30, 31, 40, 42, 44

Horsemanship (All Walk/Trot)

Show Date: 06-28-2024



[WH/WT-13]

Pattern Provided by:

Tammy Lickliter

Jane Johnson Memorial Horse Show

Class # 32, 41, 43, 45
Horsemanship (18)

Show Date: 06-28-2024

www.HorseShowPatterns.com

www.HorseShowPatterns.com

Be ready before marker A.

1. Walk to A.
2. Stop and back approximately one horse length.
3. Execute a 1/4 turn to the left and jog a half circle.
4. Lope on the left lead to B.
5. Stop at B and execute a 1/2 turn to the right.
6. Extend the jog to exit.

Follow the instructions of your ring steward.

Walk	-----
Jog	- - - - -
Extended Jog	- - - - -
Lope	=====
Leg Yield	
Lead Change	↗ ↘
Back	← ← ← ← ←
Marker	ⓑ
Sidepass	← ← ← ← ←

[WH/1-68]

Pattern Provided by:
Tammy Lickliter

Jane Johnson Memorial Horse Show

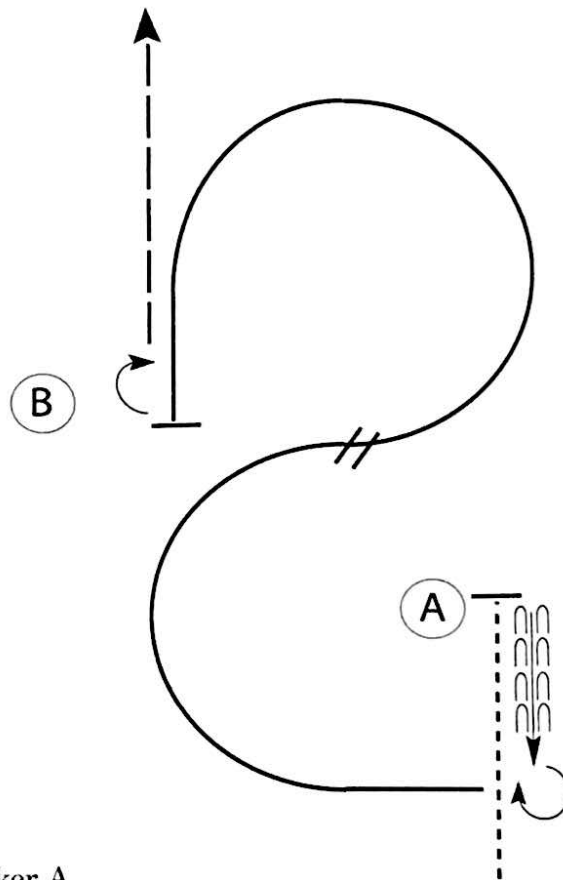
Class #39

\$100 Open Horsemanship

Show Date: 06-28-2024

www.HorseShowPatterns.com

www.HorseShowPatterns.com



Be ready before marker A.

1. Walk to A.
2. Stop and back approximately one horse length.
3. Execute a 3/4 turn to the right and lope on the right lead.
4. Perform a simple lead change and lope on the left lead to B.
5. Stop at B and execute a 1/2 turn to the right.
6. Jog to exit.

Follow the instructions of your ring steward.

Walk	-----
Jog	- - - - -
Extended Jog	- - - - -
Lope	=====
Leg Yield	
Lead Change	↗ ↘
Back	←←←←←
Marker	(B)
Sidepass	←-----→

[WH/2-68]

Pattern Provided by:

Tammy Lickliter

Jane Johnson Memorial Horse Show

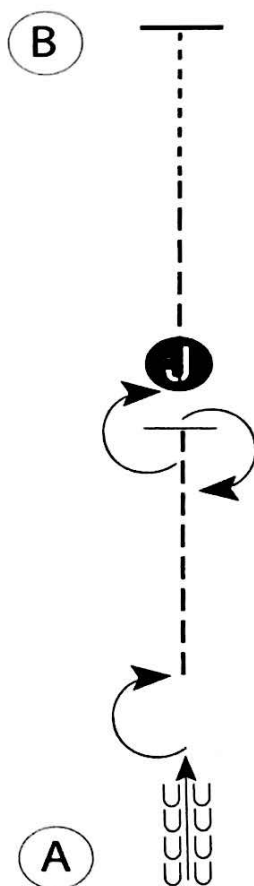
Class #56

\$100 Open Showmanship

Show Date: 06-28-2024

www.HorseShowPatterns.com

www.HorseShowPatterns.com



Be ready at A facing away from the Judge.

1. When acknowledged, back approximately one horse length.
2. Perform a 180 degree turn. Trot to the Judge.
3. Stop and perform a 180 degree turn. Set up for inspection.
4. When dismissed, judge will move out of your path. Perform a 180 degree turn.
5. Trot half way to B. Break to a walk and walk to B.
6. Stop at B.

Follow the instructions of your ring steward.

Walk	-----
Trot	-----
Back	← 3 3 3 3 3
Marker	ⓑ
Judge	ⓐ

[S/2-31]

Pattern Provided by:

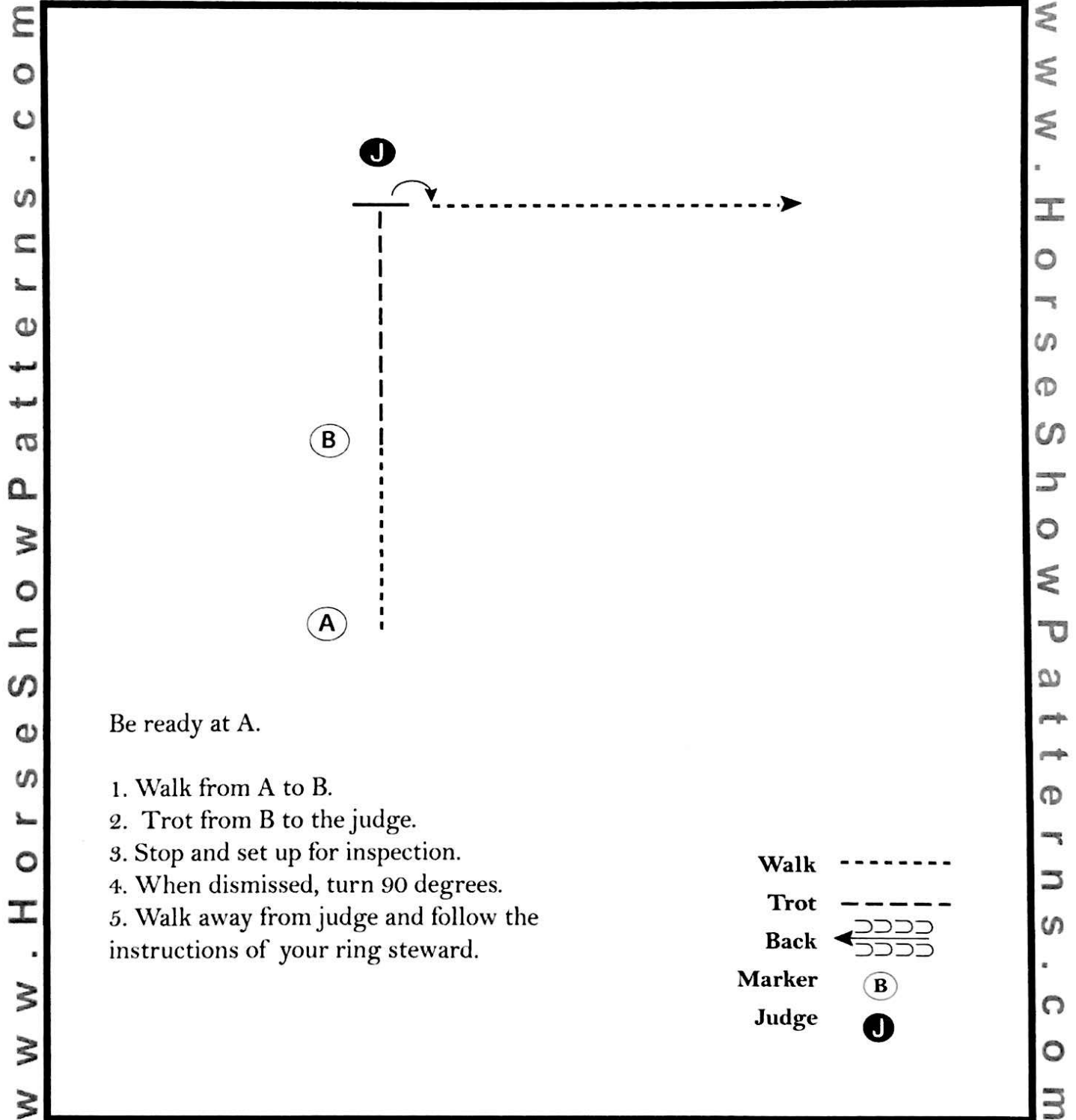
Tammy Lickliter

Jane Johnson Memorial Horse Show

Class # 57, 58

Showmanship (Tiny Tot, Rookie)

Show Date: 06-28-2024



[S/WT-9]

Pattern Provided by:

Tammy Lickliter

Jane Johnson Memorial Horse Show

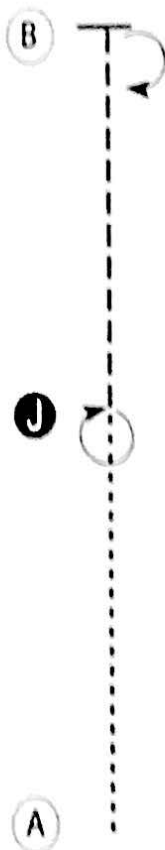
Class # 59,60,61

Showmanship (H)

Show Date: 06-28-2024

www.HorseShowPatterns.com

www.HorseShowPatterns.com



1. Be ready at A.
2. Walk to the Judge.
3. Perform a 360 degree turn and stop and set up for inspection.
4. When dismissed, trot to B.
5. Stop and perform a 180 degree turn.

Follow the instructions of your ring steward.

Walk -----
Trot - - - - -
Back ← - - - - -
Marker (B)
Judge (J)

[S/1-19]

Pattern Provided by:

Tammy Lickliter

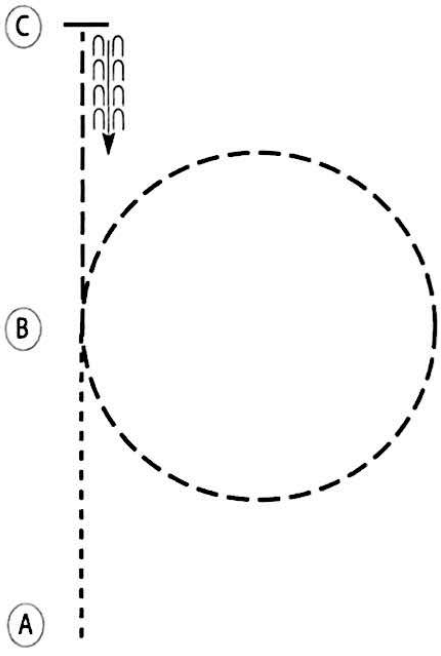
Jane Johnson Memorial Horse Show

Class # 65, 75, 76, 78, 80, 82

Hunt Seat Equitation (All W/T: \$50 Class add 360 turn on haunches left)

Show Date: 06-28-2024

www.HorseShowPatterns.com



Be ready at A.

1. Walk from A to B.
2. At B, perform a posting trot circle to the right on the proper diagonal.
3. Return to B and perform a sitting trot to C.
4. Stop at C and back approximately one horse length.

Follow the instructions of your ring steward.

Walk	-----
Trot	- - - - -
Extended Trot	— — — — —
Canter	— — — — —
Leg Yield	
Lead Change	↗ ↘
Back	← ← ← ← ←
Marker	(B)
Sidepass	← ← ← ← ←
Hand Gallop	— — — — —

www.HorseShowPatterns.com

[HSE/WT-32]

Pattern Provided by:

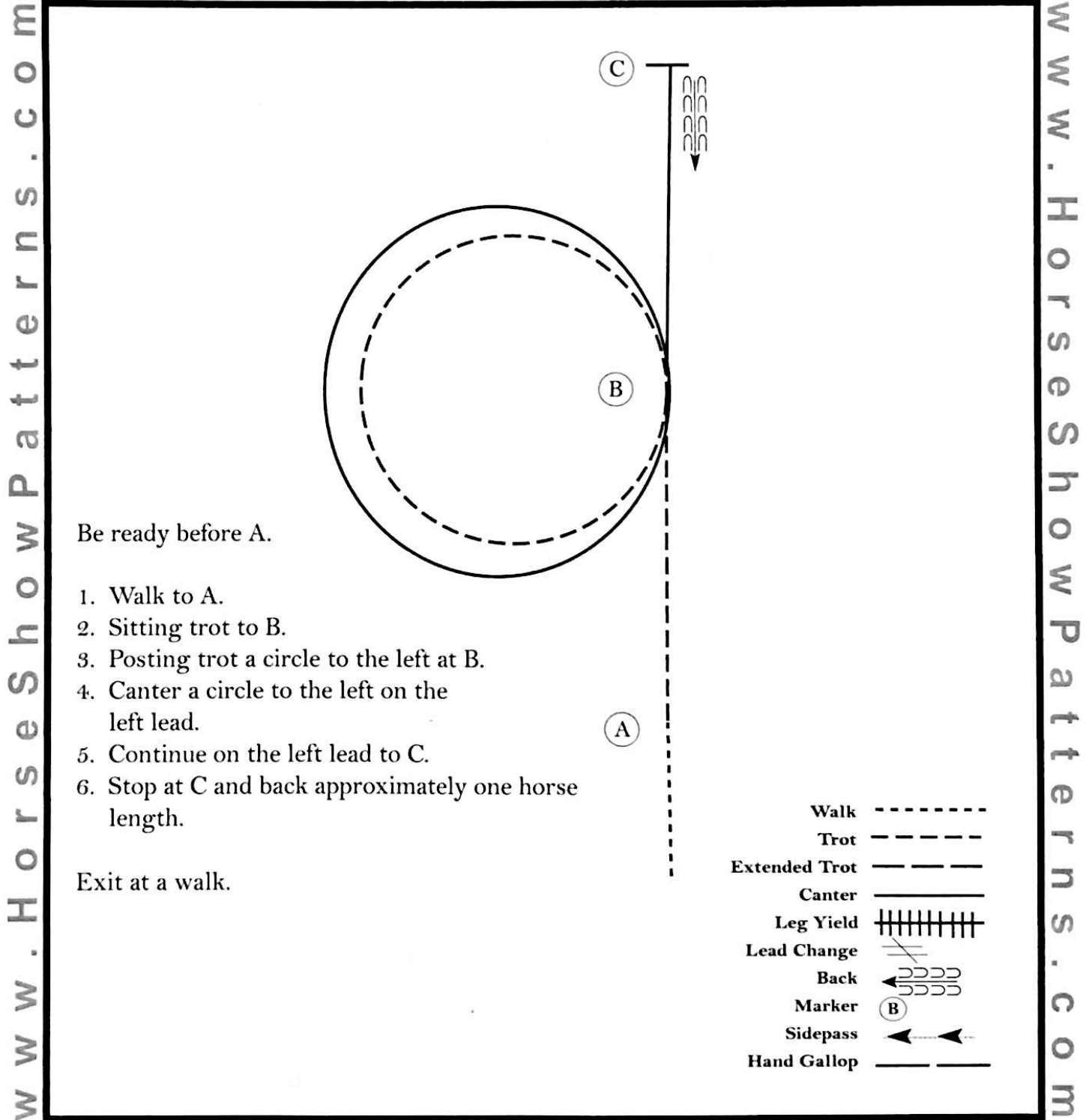
Tammy Lickliter

Jane Johnson Memorial Horse Show

Class # 77, 79, 81, 83

Hunt Seat Equitation (H)

Show Date: 06-28-2024



[HSE/1-38]

Pattern Provided by:

Tammy Lickliter

Jane Johnson Memorial Horse Show

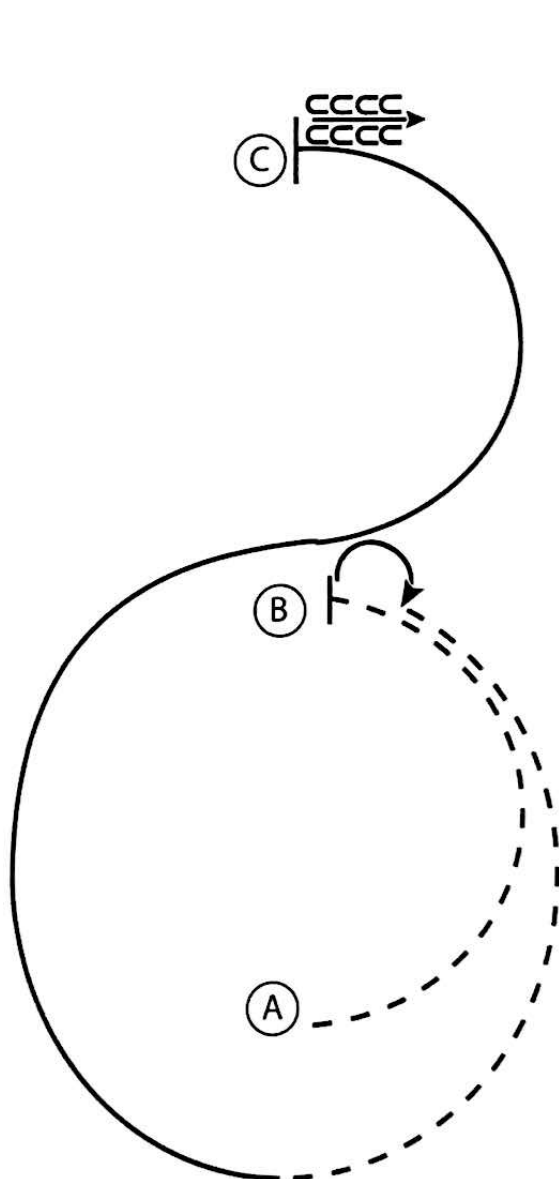
Class #73

\$100 Open English Equitation

Show Date: 06-28-2024

www.HorseShowPatterns.com

www.HorseShowPatterns.com



1. Posting trot half circle A to B
2. At B stop and perform a 180 degree turn to the right on the forehand
3. Posting trot half circle B to A
4. At A canter a half circle to B on the left lead
5. At B maintain the left lead in a half circle to C
6. At C stop and back 4 steps

Walk
Trot	-----
Extended Trot	-----
Canter	—————
Leg Yield	
Lead Change	↗↘
Back	←←←←
Marker	Ⓚ
Sidepass	→←

[HSE/2-7]

Pattern Provided by:
Tammy Lickliter