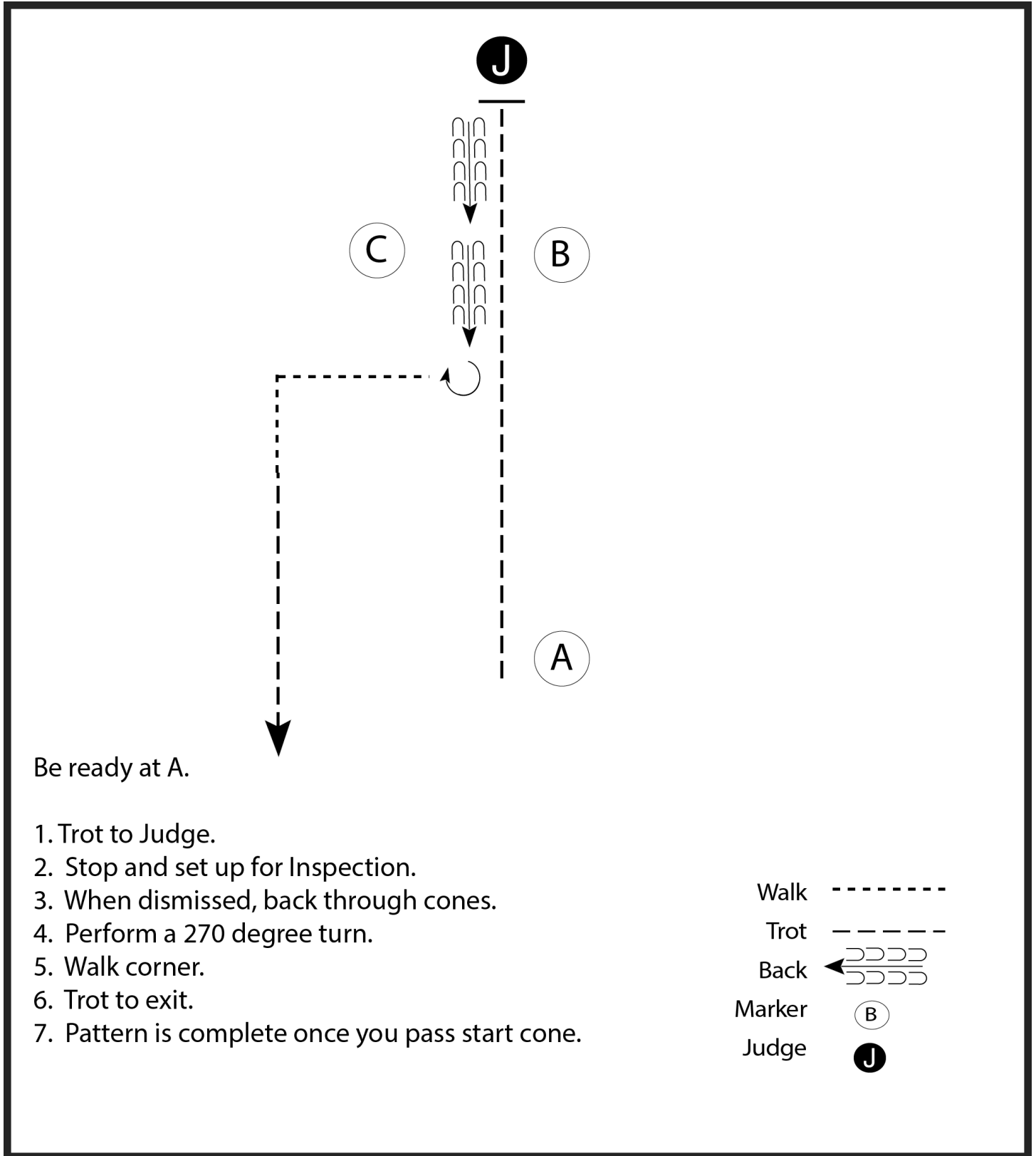


# IQHAA Summer Show

## Showmanship (Level 1/Rookie Youth/AM)

Show Date: 9/9-10/23



[S/3]

Pattern Provided by:

*Judges*

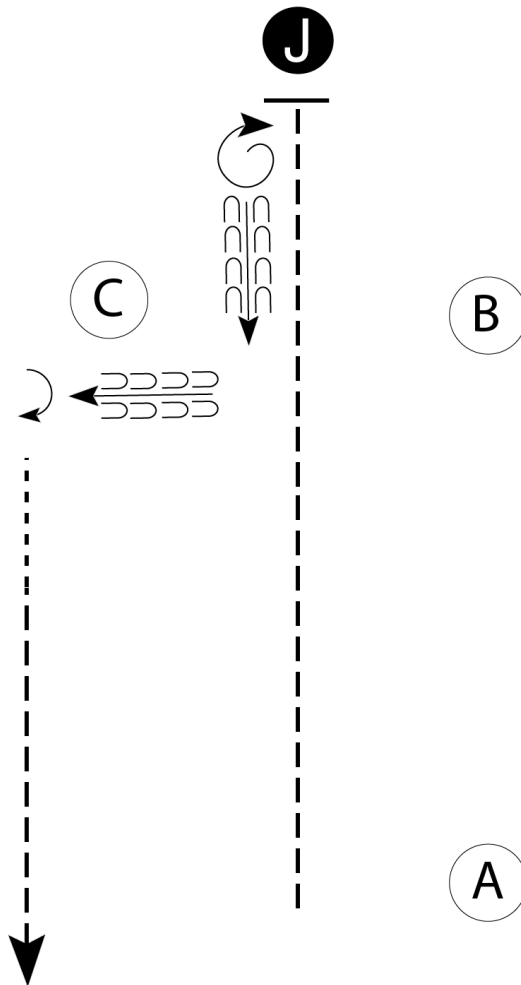
# IQHAA Summer Show

## Showmanship (13 & Under/14-18/AM/Select)

Show Date: 9/9-10/23


www.HorseShowPatterns.com

www.HorseShowPatterns.com



Be ready at A.

1. Trot to Judge.
2. Perform a 360 degree turn.
3. Set up for Inspection.
4. When dismissed, back L.
5. Perform a 90 degree turn.
6. Walk 2 horse lengths then trot to exit.
7. Pattern is complete once you trot past start cone.

Walk - - - - -  
Trot - - - - -  
Back ←   
Marker (B)  
Judge (J)

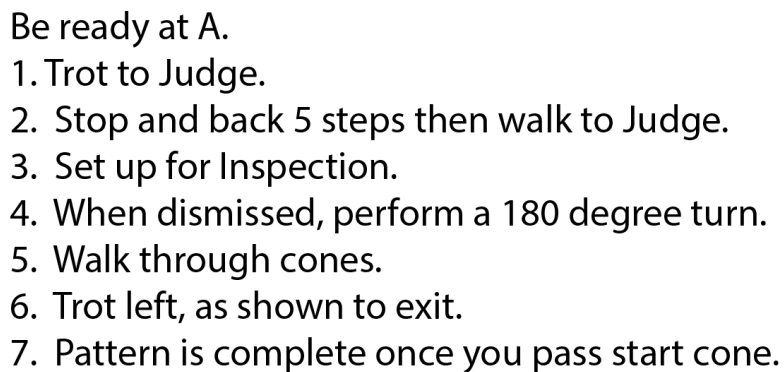
[S/1]

Pattern Provided by:  
*Judges*

www.HorseShowPatterns.com

[www.HorseShowPatterns.com](http://www.HorseShowPatterns.com)

**[S/2]**



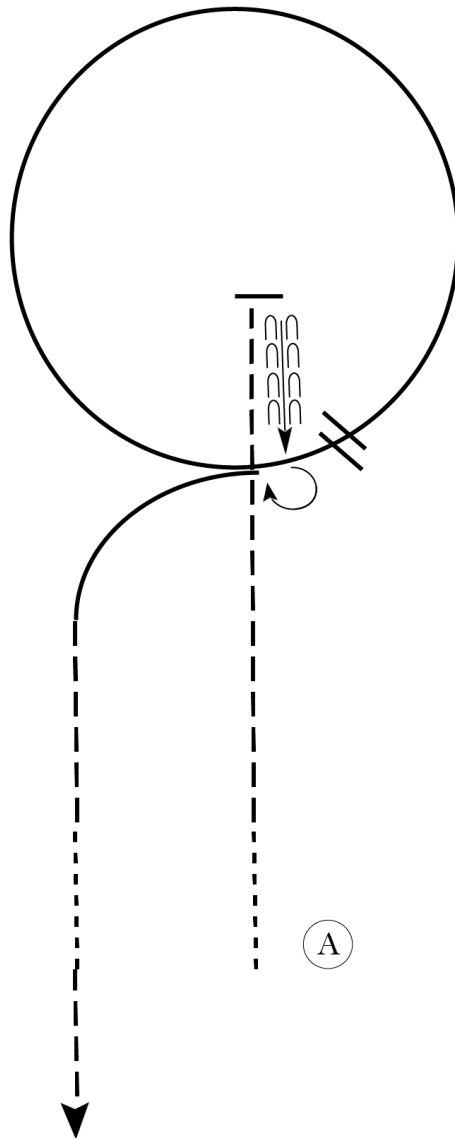
### Pattern Provided by:

©2023 HorseShowPatterns.com. All Rights Reserved.

# IQHAA Summer Show

## Hunt Seat Equitation (13 & Under/14-18/AM/Select)

Show Date: 9/9-10/23



Be ready at A.

1. Walk two horse lengths then posting trot on the left diagonal past the center of the arena.
2. Stop and back approximately two horse lengths.
3. Perform a 270 degree turn on the forehand to the right.
4. Canter a circle on the right lead.
5. Perform a simple or flying lead change.
6. Canter on the left lead.
7. Posting trot on the right diagonal then walk two horse lengths. Pattern is complete, exit at a sitting trot.

Walk	-----
Trot	- - - - -
Extended Trot	- - - - -
Canter	=====
Leg Yield	
Lead Change	
Back	←←←←←
Marker	(B)
Sidepass	←←←←←
Hand Gallop	=====

[HSE/3-82]

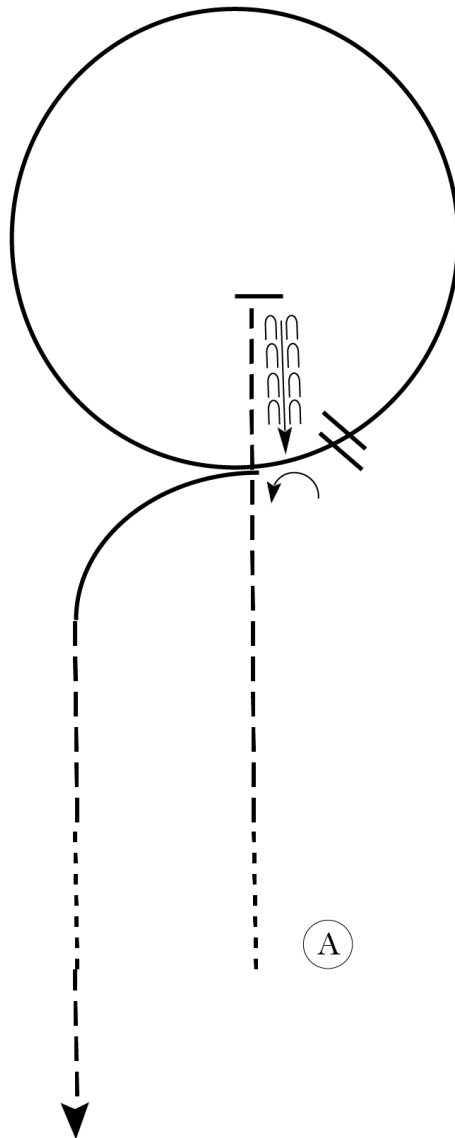
Pattern Provided by:

*Judges*

# IQHAA Summer Show

## Hunt Seat Equitation (Level 1/Rookie Youth/AM)

Show Date: 9/9-10/23



Be ready at A.

1. Walk two horse lengths then posting trot on the left diagonal past the center of the arena.
2. Stop and back approximately two horse lengths.
3. Perform a 90 degree turn on the forehand to the left.
4. Canter a circle on the right lead.
5. Perform a simple or flying lead change.
6. Canter on the left lead.
7. Posting trot on the right diagonal then walk two horse lengths. Pattern is complete, exit at a sitting trot.

Walk	-----
Trot	- - - - -
Extended Trot	— — — — —
Canter	—————
Leg Yield	
Lead Change	↙ ↘
Back	← ← ← ← ←
Marker	(B)
Sidepass	← — — — — →
Hand Gallop	—————

[HSE/2-82]

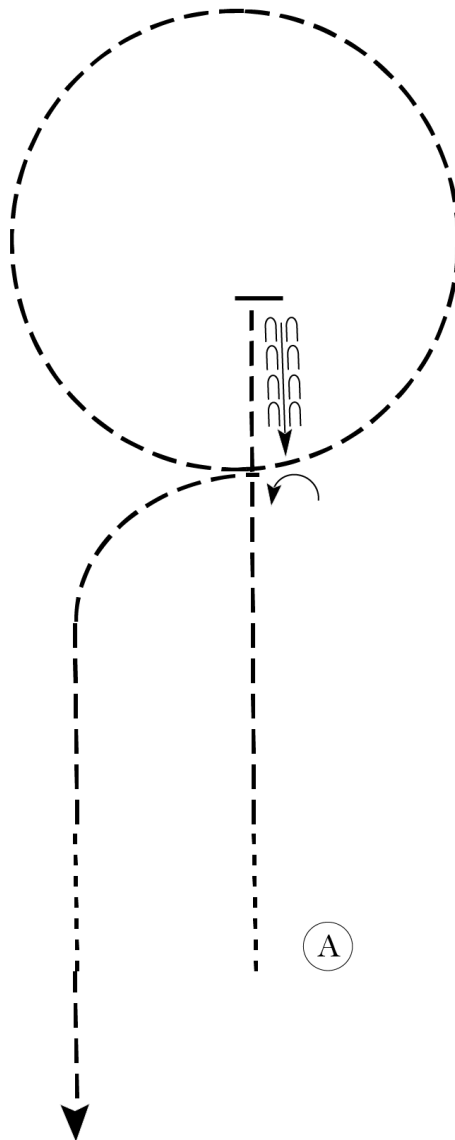
Pattern Provided by:

*Judges*

# IQHAA Summer Show

## Hunt Seat Equitation (Small Fry/All Walk Trot)

Show Date: 9/9-10/23



Be ready at A.

1. Walk two horse lengths then posting trot on the left diagonal past the center of the arena.
2. Stop and back approximately two horse lengths.
3. Perform a 90 degree turn on the forehand to the left.
4. Trot a circle on the left diagonal.
5. Change diagonals then posting trot on the right diagonal then walk two horse lengths. Pattern is complete, exit at a sitting trot.

Walk	-----
Trot	- - - - -
Extended Trot	— — — — —
Canter	—————
Leg Yield	
Lead Change	↖ ↗
Back	← ← ← ← ←
Marker	(B)
Sidepass	← — — — — →
Hand Gallop	—————

[HSE/WT-82]

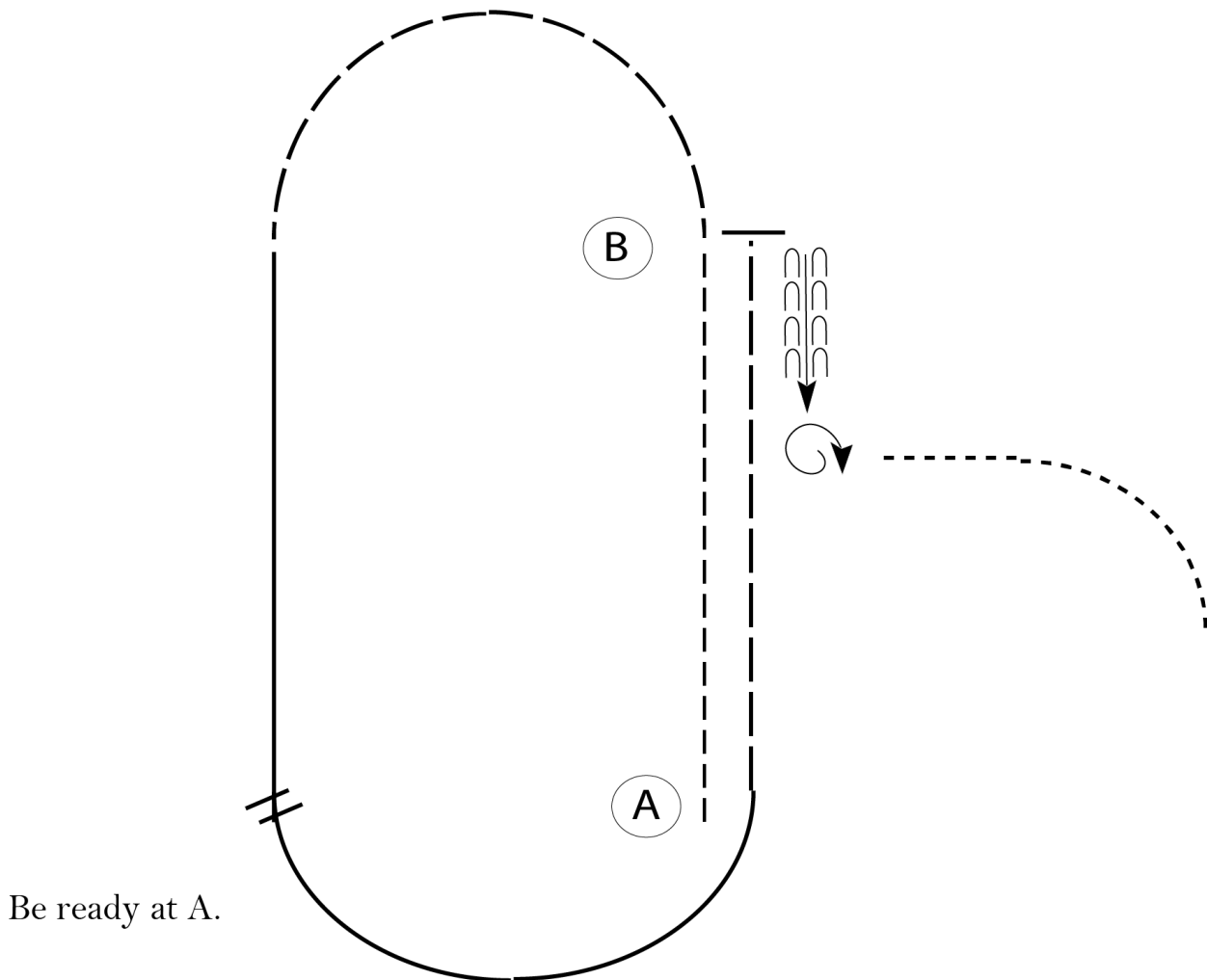
Pattern Provided by:

*Judges*

# IQHAA Summer Show

## Horsemanship (13 & Under/14-18/AM/Select)

Show Date: 9/9-10/23



Be ready at A.

1. Jog from A to B.
2. Extend the jog in a half circle.
3. Lope on the right lead until even with A.
4. Perform a simple lead change.
5. Lope on the left lead until even with A.
6. Extend the jog to B.
7. Stop, back one horse length and perform a 450 degree turn to the right.
8. Pattern is complete. Exit at the walk.

Walk	-----
Jog	-----
Extended Jog	-----
Lope	-----
Lead Change	
Back	
Marker	

[WH/3-109]

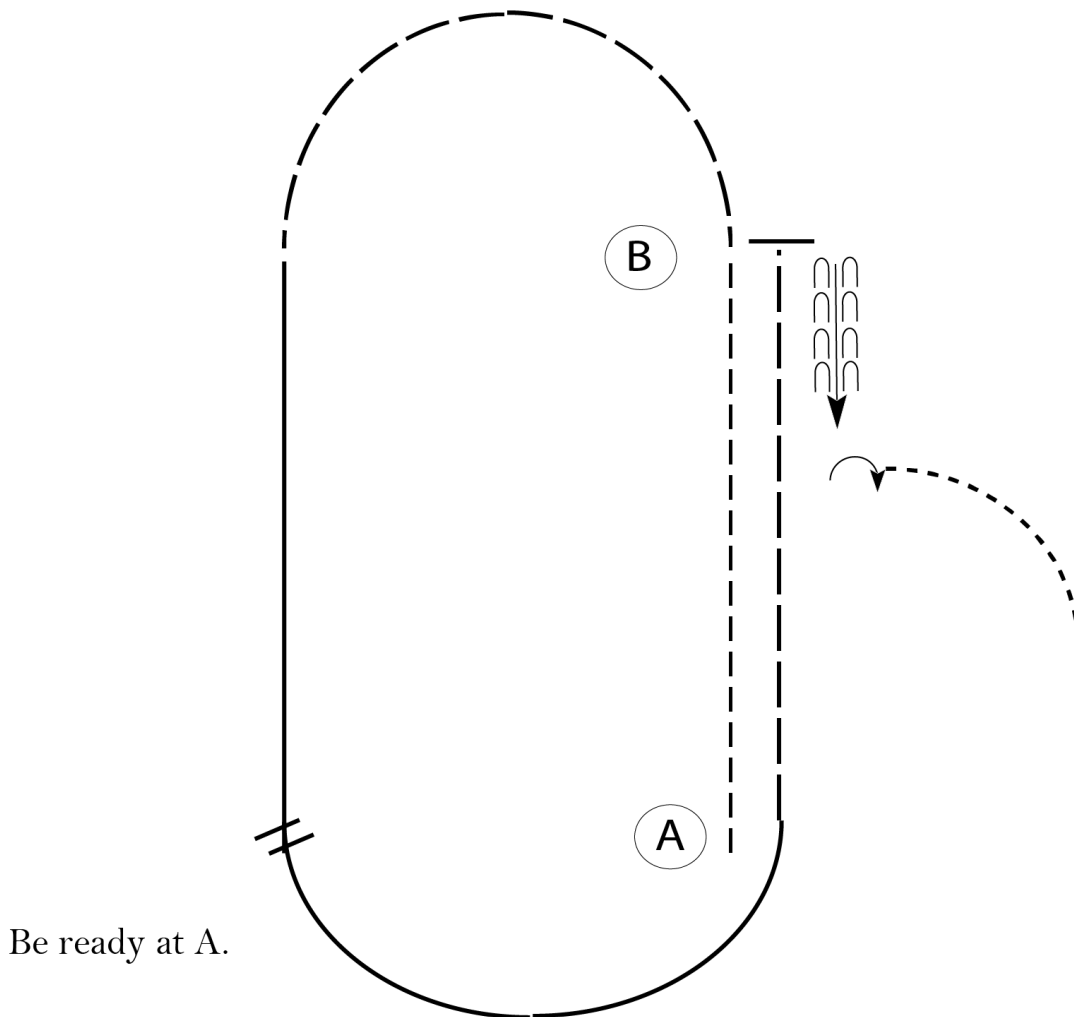
Pattern Provided by:

*Judges*

# IQHAA Summer Show

## Horsemanship (Level 1/Rookie Youth/AM)

Show Date: 9/9-10/23



Be ready at A.

1. Jog from A to B.
2. Extend the jog in a half circle.
3. Lope on the right lead until even with A.
4. Perform a simple lead change.
5. Lope on the left lead until even with A.
6. Extend the jog to B.
7. Stop, back one horse length and perform a 90 degree turn to the right.
8. Pattern is complete. Exit at the walk

Walk	-----
Jog	-----
Extended Jog	-----
Lope	-----
Lead Change	
Back	
Marker	

[WH/2-109]

Pattern Provided by:

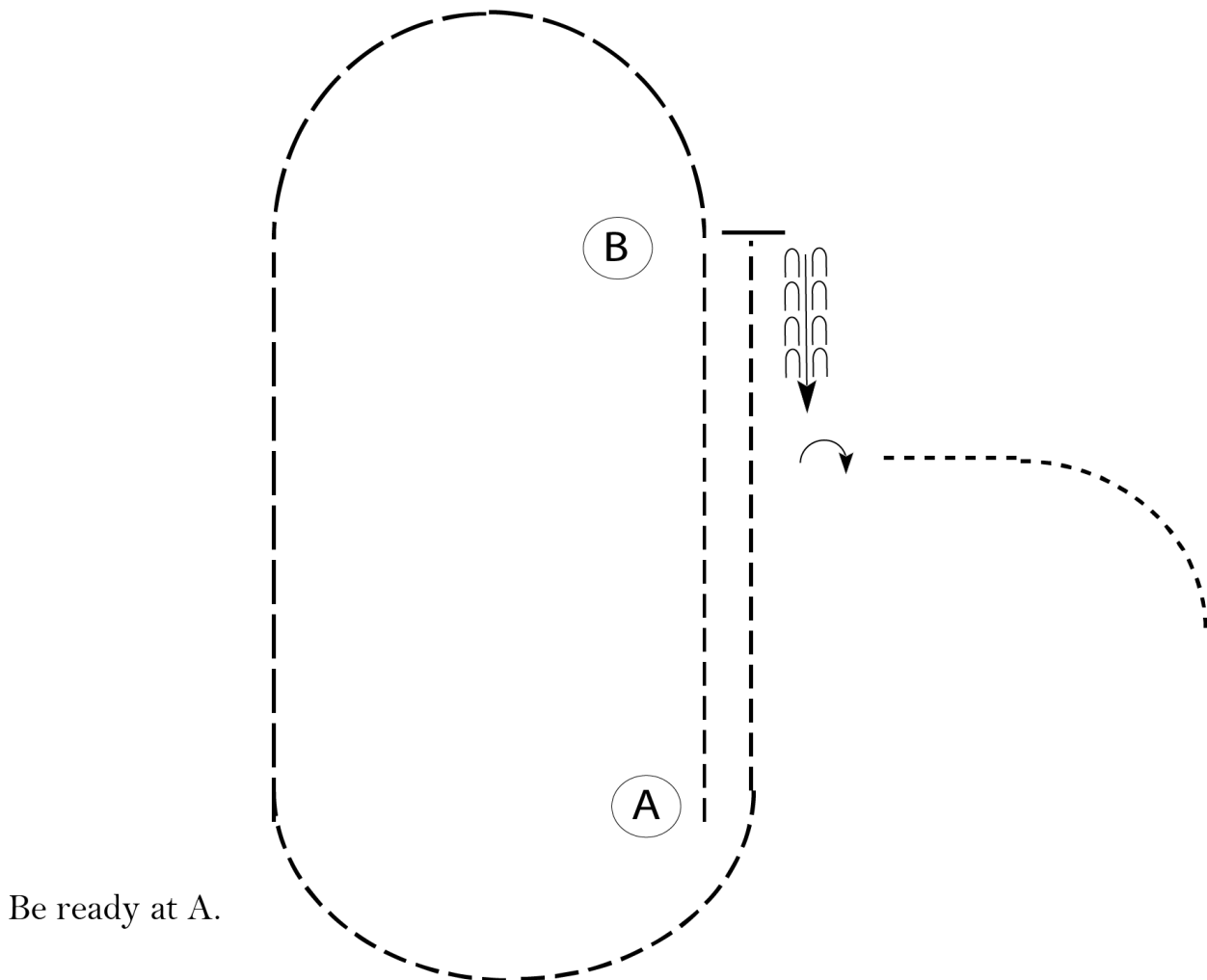
*Judges*



# IQHAA Summer Show

## Horsemanship (Small Fry/All Walk Trot)

Show Date: 9/9-10/23



Be ready at A.

1. Jog from A to B.
2. Extend the jog in a half circle.
3. Continue the extended jog on a straight line until even with A.
4. Jog a half circle then a straight line to B.
5. Stop, back one horse length and perform a 90 degree turn to the right.
6. Pattern is complete. Exit at the walk.

Walk	-----
Jog	- - - - -
Extended Jog	— — — —
Lope	
Lead Change	
Back	
Marker	(B)

[WH/WT-109]

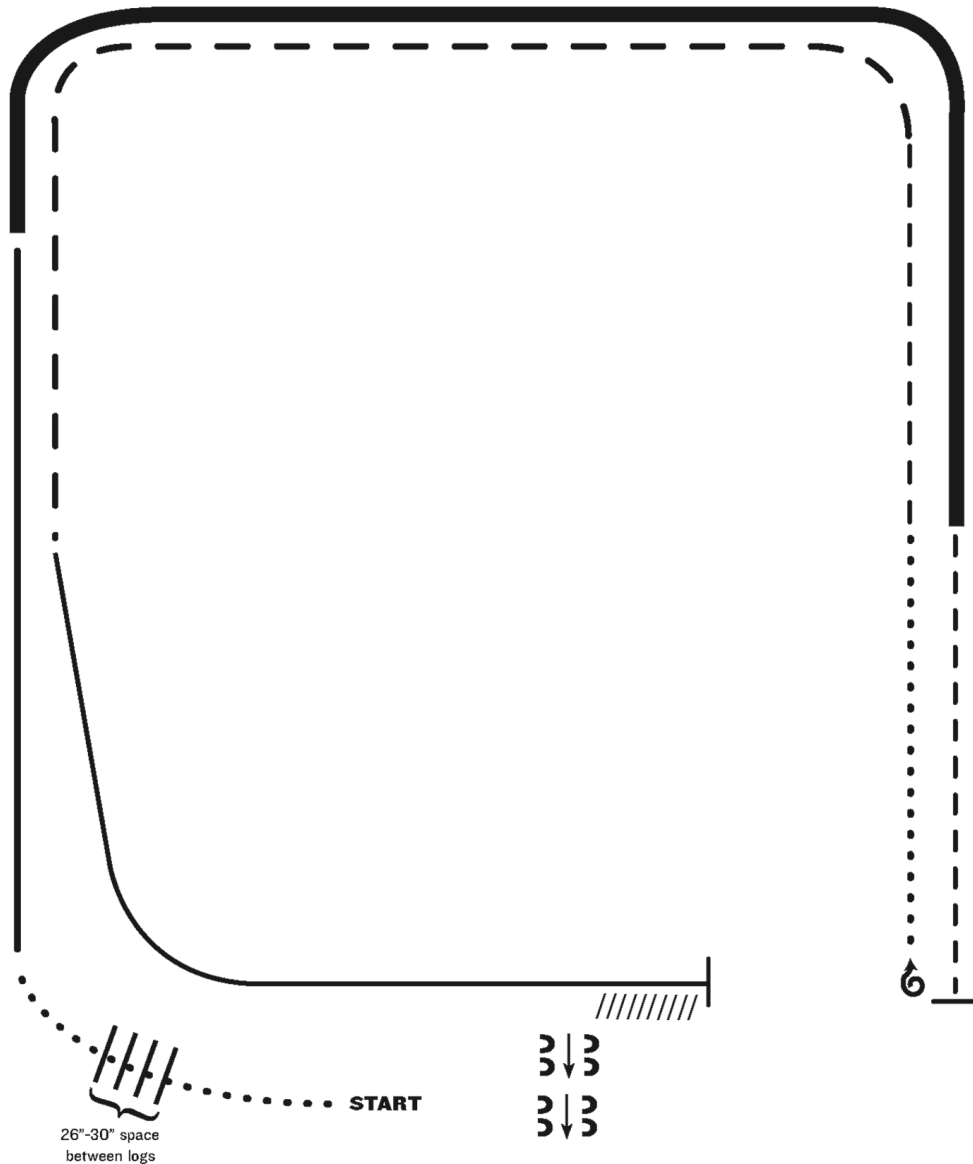
Pattern Provided by:

*Judges*

# IQHAA Summer Show

## Ranch Riding (All Ranch Riding)

Show Date: 9/9-10/23



1. Walk
2. Walk over logs
3. Lope right lead
4. Extended lope (right lead)
5. Trot
6. Stop, 1 1/2 turns right
7. Walk
8. Trot
9. Extended trot
10. Lope left lead
11. Stop and Back
12. Side pass right

Note: The drawn description of this pattern is only intended for the general depiction of the pattern. Exhibitors should utilize the arena space to best exhibit their horses.

[RR/AQHA-6]

Pattern Provided by:

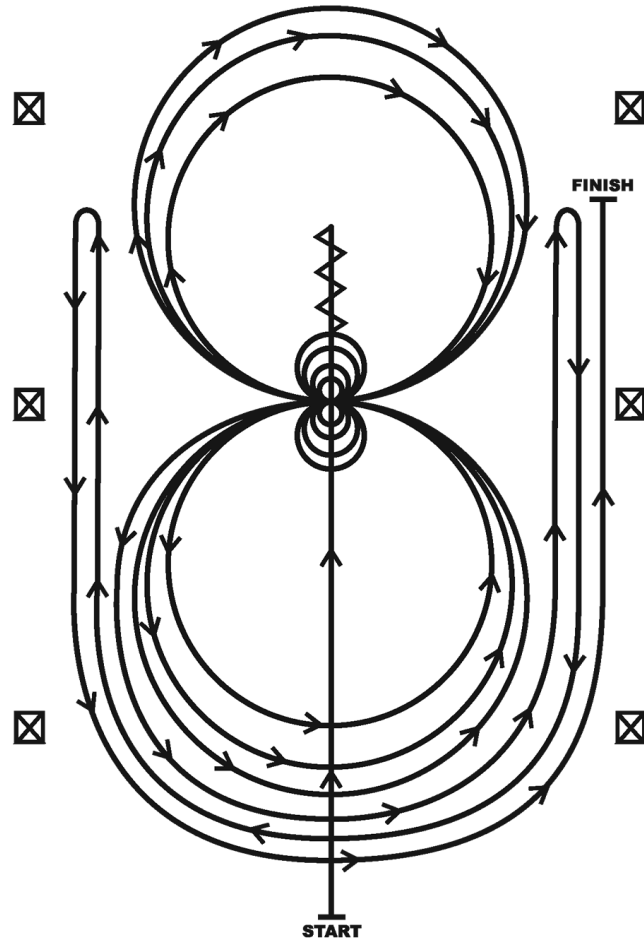
*Judges*

# IQHAA Summer Show

## Reining (All Reining)

Show Date: 9/9-10/23

### REINING PATTERN 9



1. Run past the center marker and do a sliding stop. Back up to the center of the arena or at least ten feet (three meters). Hesitate.
2. Complete four spins to the right. Hesitate.
3. Complete four and one-quarter spins to the left so that horse is facing the left wall or fence. Hesitate.
4. Beginning on the left lead, complete three circles to the left: the first circle small and slow; the next two circles large and fast. Change leads at the center of the arena.
5. Complete three circles to the right: the first circle small and slow; the next two circles large and fast. Change leads at the center of the arena.
6. Begin a large circle to the left but do not close this circle. Run up the right side of the arena past the center marker and do a right rollback at least twenty feet (six meters) from the wall or fence—no hesitation.
7. Continue back around the previous circle but do not close this circle. Run up the left side of the arena past the center marker and do a left rollback at least twenty feet (six meters) from the wall or fence—no hesitation.
8. Continue back around previous circle but do not close this circle. Run up right side of the arena past the center marker and do a sliding stop at least twenty feet (six meters) from the wall or fence. Hesitate to demonstrate completion of the pattern.

[R/AQHAP-9]

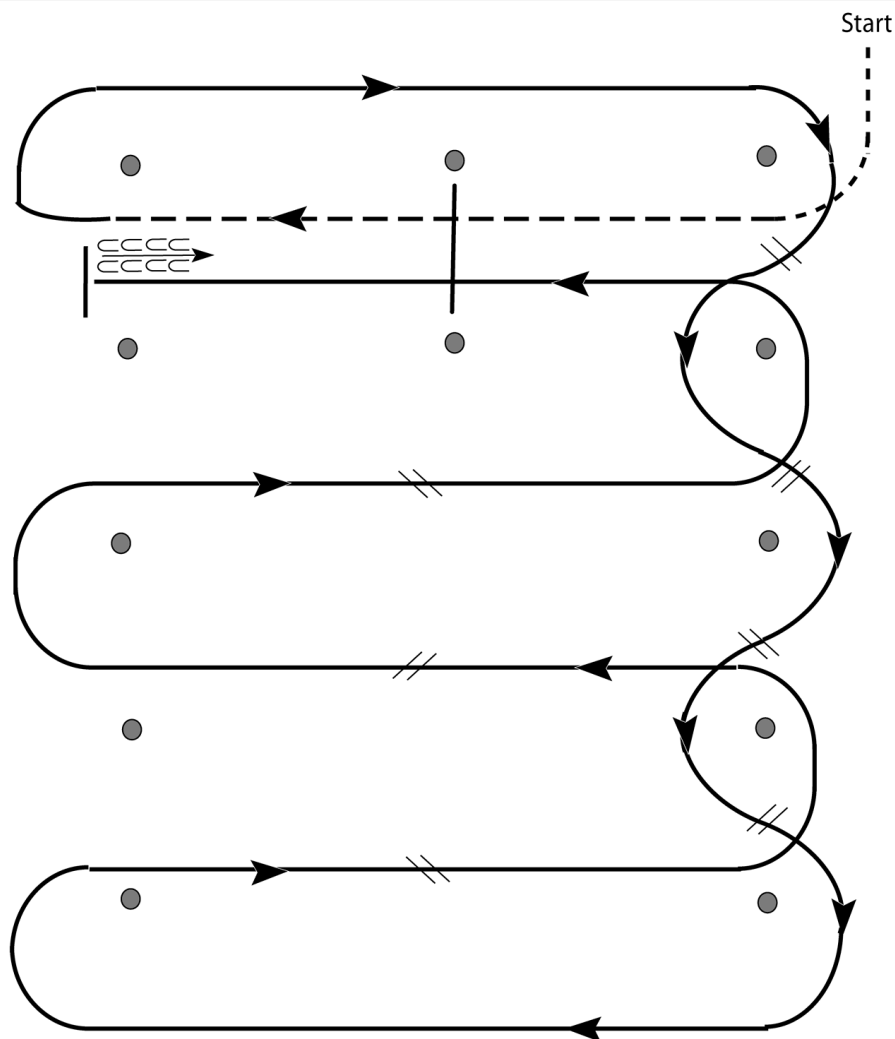
Pattern Provided by:

*Judges*

# IQHAA Summer Show

## Western Riding (Open, Youth, AM)

Show Date: 9/9-10/23



1. Walk, transition to jog, jog over log.
2. Transition to right.
3. First line change.
4. Second line change.
5. Third line change.
6. Fourth line change.
7. First crossing change.
8. Second crossing change.
9. Third crossing change.
10. Lope over log.
11. Lope, stop and back.

[WR/OP-4]

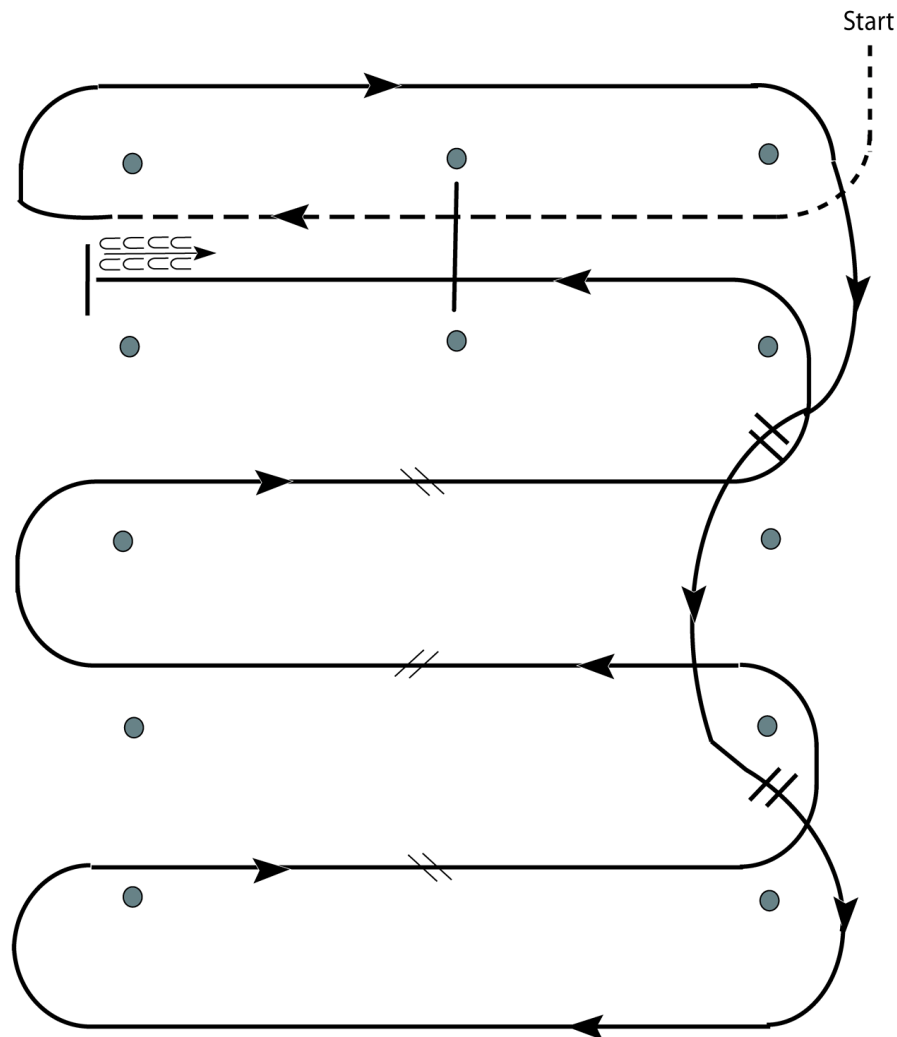
Pattern Provided by:

*Judges*

# IQHAA Summer Show

## Western Riding (Level 1 Green)

Show Date: 9/9-10/23



1. Walk, transition to jog, jog over log.
2. Transition to right lead and lope around end.
3. First line change.
4. Second line change. Lope around end of arena.
5. First crossing change.
6. Second crossing change.
7. Third crossing change.
8. Lope over log.
9. Lope, stop and back.

[WR/GP-4]

Pattern Provided by:

*Judges*