

Friday

Tom Wilson Memorial show

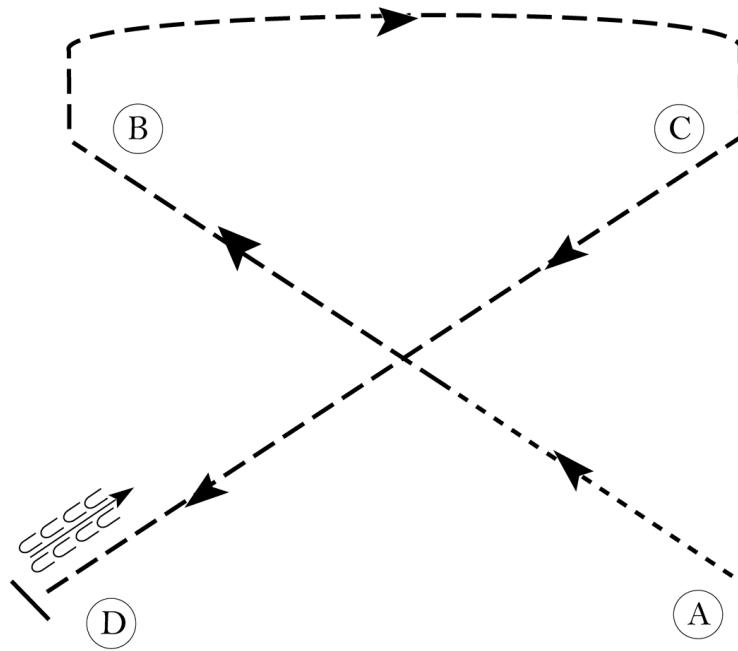
Friday

Walk/trot Equitation (Youth/Amateur)

Show Date:

w w w . H o r s e S h o w P a t t e r n s . c o m

w w w . H o r s e S h o w P a t t e r n s . c o m



Be ready at A.

1. Walk 1/2 way to B.
2. Posting trot on the left diagonal to B.
3. Sitting trot to C.
4. Posting trot on the right diagonal to D.
5. Halt at D and back approximately one horse length.

Exit at a sitting trot.

| | |
|---------------|-------|
| Walk | ----- |
| Trot | ----- |
| Extended Trot | ----- |
| Canter | ----- |
| Leg Yield | |
| Lead Change | ↙ |
| Back | ←←←← |
| Marker | Ⓚ |
| Sidepass | ←←←← |
| Hand Gallop | ----- |

[HSE/WT-24]

Pattern Provided by:

Amber E. Clark

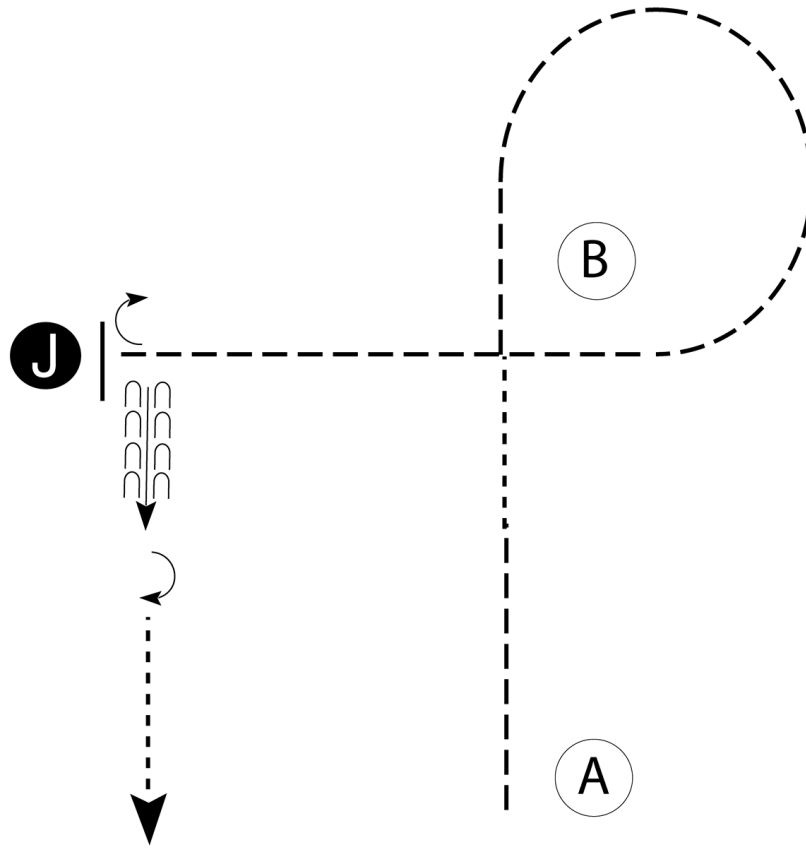
Friday Tom Wilson Memorial show Friday

All Showmanship except w/t (Youth/Amateur)

Show Date:

w w w . H o r s e S h o w P a t t e r n s . c o m

w w w . H o r s e S h o w P a t t e r n s . c o m



Be ready at A.

1. Trot halfway to B.
2. Walk two horse lengths.
3. Trot to and around B as shown.
4. Trot to the judge. Stop and set up for inspection.
5. When dismissed, perform a 90 degree turn and back approximately 2 horse lengths.
6. Perform a 180 degree turn and walk straight away.

Follow the instructions of your ring steward.

| | |
|--------|-----------|
| Walk | ----- |
| Trot | - - - - - |
| Back | ← |
| Marker | ⓑ |
| Judge | ⓐ |

[S/2-78]

Pattern Provided by:
Amber E. Clark

Friday

Tom Wilson Memorial show

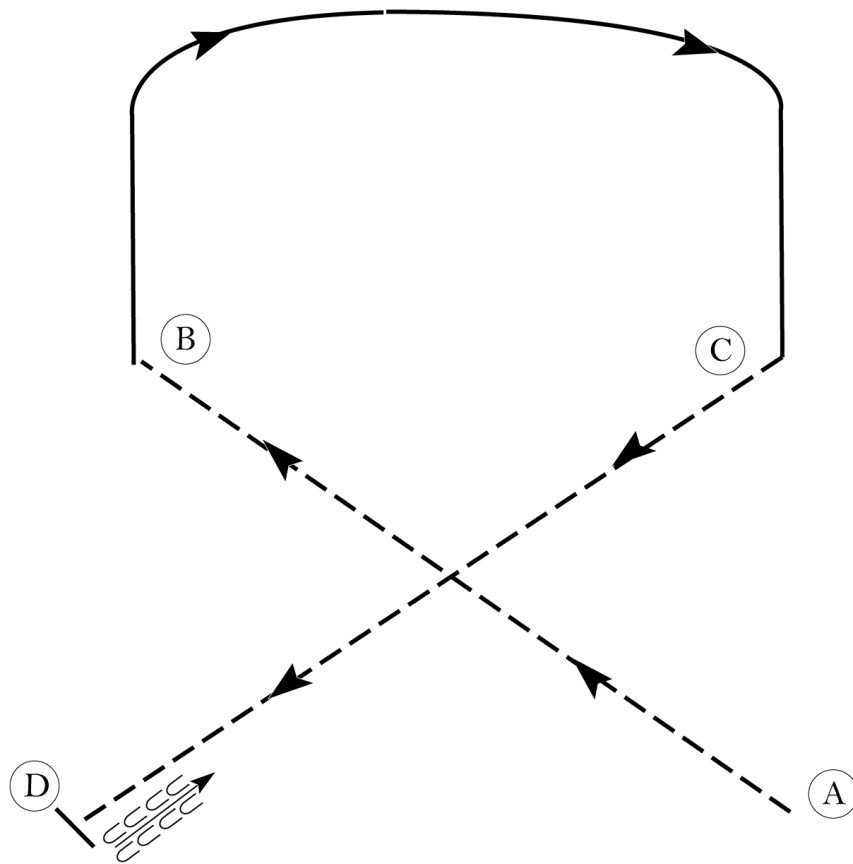
Friday

All Equitation except w/t (Youth/Amateur)

Show Date:

w w w . H o r s e S h o w P a t t e r n s . c o m

w w w . H o r s e S h o w P a t t e r n s . c o m



Be ready at A.

1. Posting trot on the left diagonal to B.
2. Canter right lead to C.
3. Posting trot on the right diagonal 1/2 way to D.
4. Sitting trot to D.
5. Halt at D and back approximately one horse length.

Exit at a sitting trot.

| | |
|---------------|-----------|
| Walk | ----- |
| Trot | - - - - - |
| Extended Trot | — — — — — |
| Canter | ————— |
| Leg Yield | |
| Lead Change | — / — |
| Back | ← ← ← ← ← |
| Marker | Ⓚ |
| Sidepass | ← ← ← ← ← |
| Hand Gallop | — — — — — |

[HSE/1-23]

Pattern Provided by:

Amber E. Clark

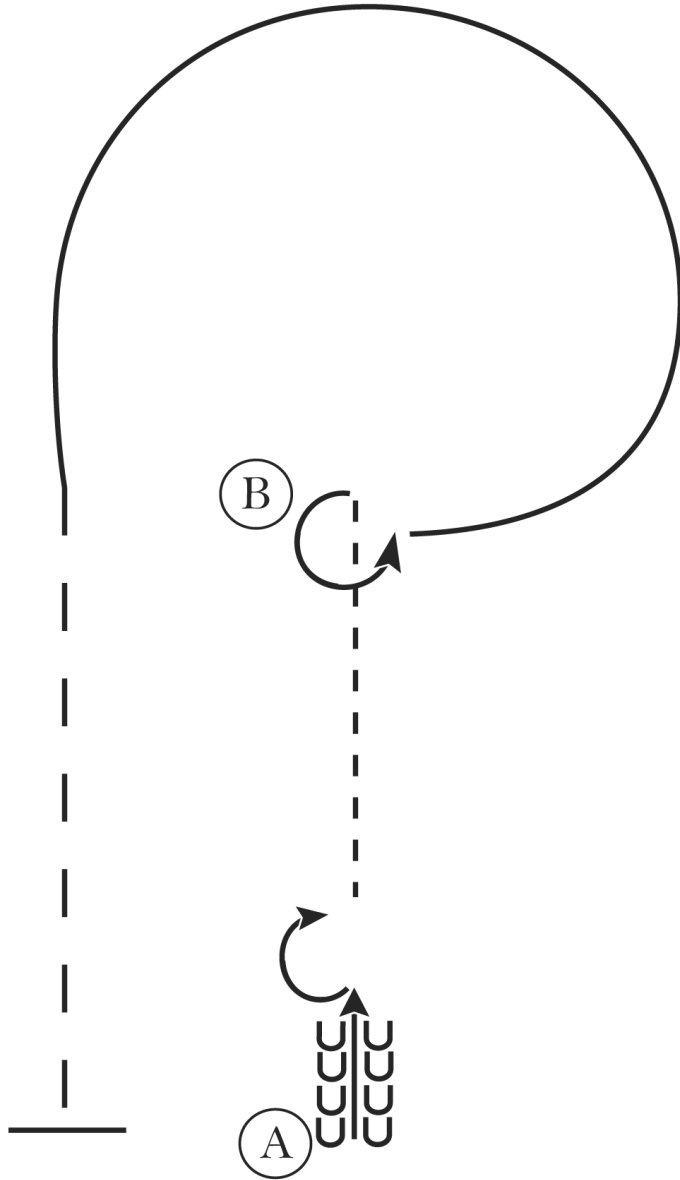
Friday Tom Wilson Memorial show Friday

All Horsemanship except w/t (Youth/Amateur)

Show Date:

www.HorseShowPatterns.com

www.HorseShowPatterns.com



1. Back 4 steps at A.
2. Perform a 180 degree turn to the right.
3. Jog to B.
4. At B perform a 270 degree turn to the left .
5. Lope a circle around B on the left lead.
6. At B extend the jog to A.
7. At A stop.

| | |
|--------------|------------|
| Walk | |
| Jog | ----- |
| Extended Jog | ----- |
| Lope | ————— |
| Leg Yield | |
| Lead Change | ———/——— |
| Back | ←←← ←←← |
| Marker | Ⓚ |
| Sidepass | ←-----← |

[WH/2-8]

Pattern Provided by:

Amber E. Clark

Friday

Friday

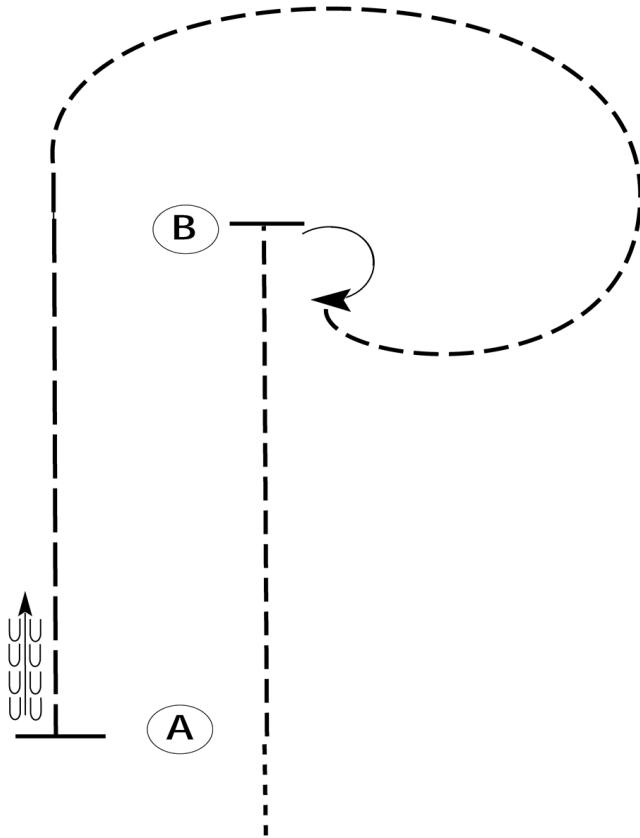
Tom Wilson Memorial show

Walk/Jog Horsemanship (Youth/Amateur)

Show Date:

w w w . H o r s e S h o w P a t t e r n s . c o m

w w w . H o r s e S h o w P a t t e r n s . c o m



Be ready before A.

1. Walk to A.
2. Jog to B.
3. Turn 180 degrees to the right.
4. Jog back around to B.
5. Extend the jog from B to A.
6. Stop at A and back approximately one horse length.

Follow the instructions of your ring steward.

| | |
|--------------|------------------------|
| Walk | ----- |
| Jog | - - - - - |
| Extended Jog | - - - - - |
| Lope | ————— |
| Leg Yield | |
| Lead Change | — / — |
| Back | ← — — — — — — — — ← |
| Marker | ⊙ |
| Sidepass | ← — — — — → |

[WH/WT-44]

Pattern Provided by:
Amber E. Clark

Friday

Tom Wilson Memorial show

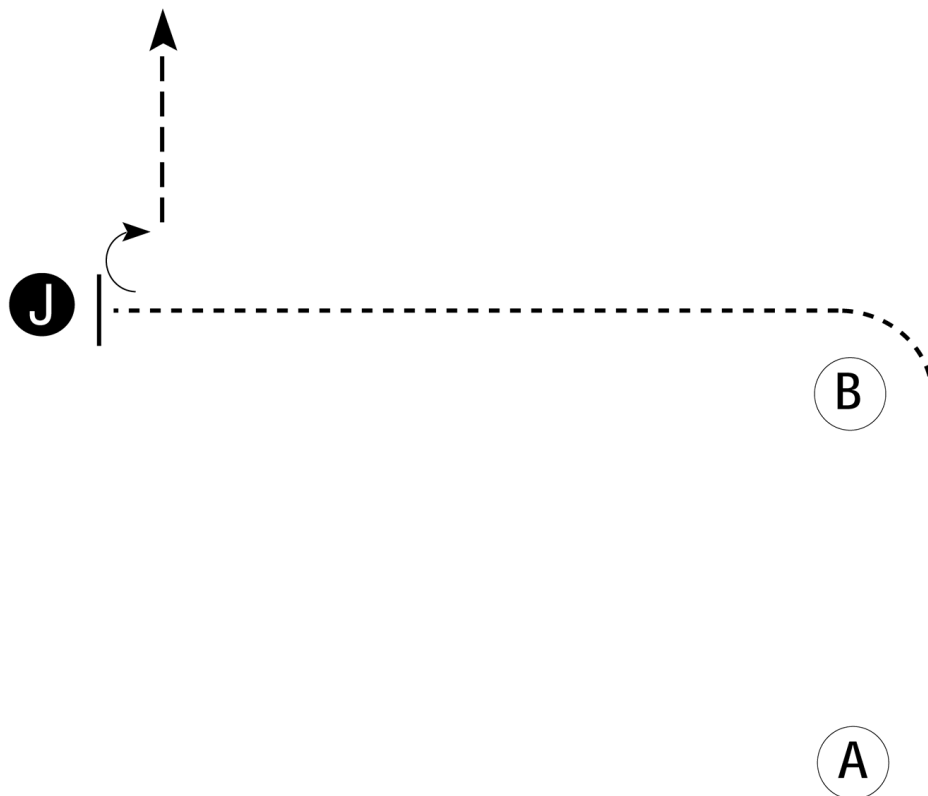
Friday

Walk/Trot showmanship

Show Date:

w w w . H o r s e S h o w P a t t e r n s . c o m

w w w . H o r s e S h o w P a t t e r n s . c o m



Be ready at A.

1. Trot from A to B.
2. At B, walk to judge.
3. Stop and set up for inspection.
4. When dismissed, turn 90 degrees and trot away from judge.
5. Follow the instructions of your ring steward.

| | |
|--------|-----------|
| Walk | ----- |
| Trot | - - - - - |
| Back | ← |
| Marker | ⊙ B |
| Judge | ● J |

[S/WT-12]

Pattern Provided by:

Amber E. Clark