IQHA

Showmanship (14-18, AM, Select)

Show Date: 9/11-12/21

www.HorseShowPatterns.com

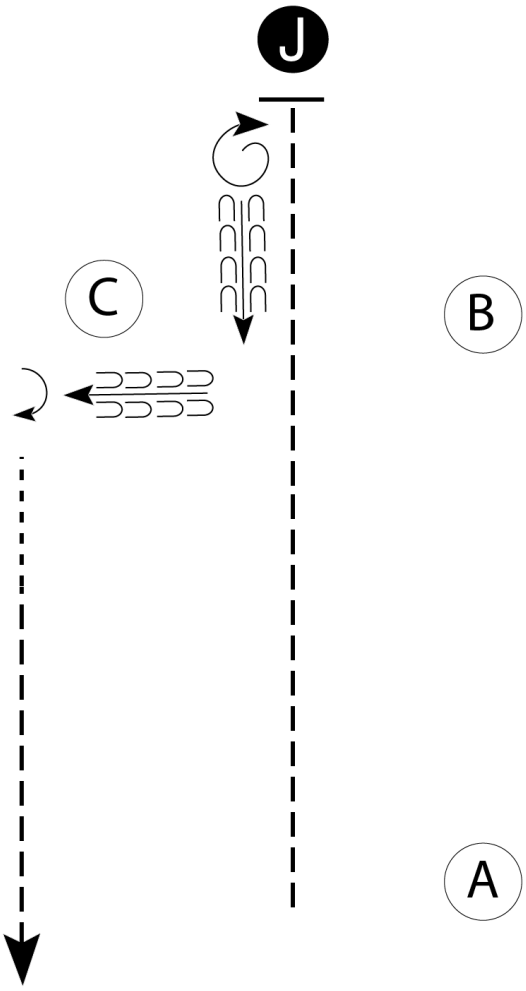

Be ready at A.

1. Trot to Judge.
2. Perform a 360 degree turn.
3. Set up for Inspection.
4. When dismissed, back L.
5. Perform a 90 degree turn.
6. Walk 2 horse lengths then trot to exit.
7. Pattern is complete once you trot past start cone.

Walk
Trot
Back
Marker B
Judge J

www.HorseShowPatterns.com

[S/1]

Pattern Provided by:

Judges

©2021 HorseShowPatterns.com. All Rights Reserved.

IQHA

Showmanship (13 & Under, Level 1/Rookie Yth/AM)

Show Date: 9/11-12/21

www.HorseShowPatterns.com

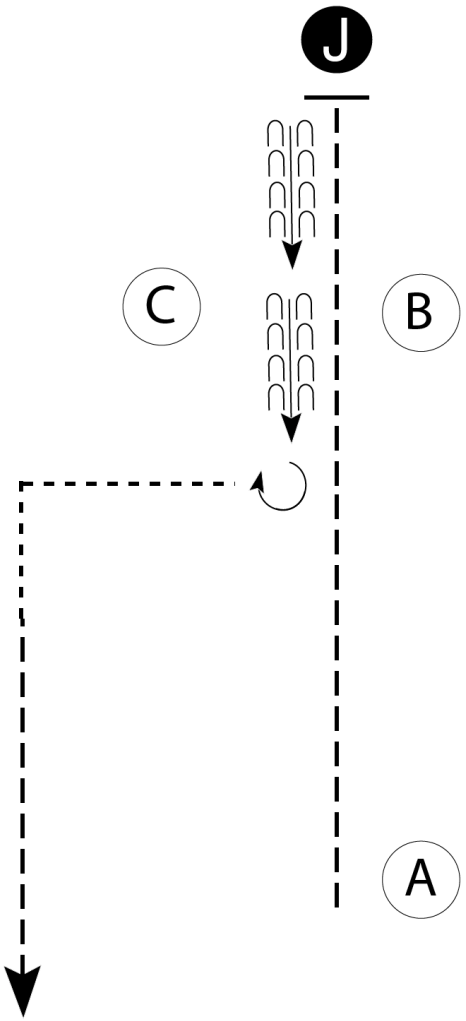

Be ready at A.

1. Trot to Judge.
2. Stop and set up for Inspection.
3. When dismissed, back through cones.
4. Perform a 270 degree turn.
5. Walk corner.
6. Trot to exit.
7. Pattern is complete once you pass start cone.

Walk
Trot
Back
Marker B
Judge J

www.HorseShowPatterns.com

[S/3]

Pattern Provided by:

Judges

©2021 HorseShowPatterns.com. All Rights Reserved.

IQHA

Showmanship (Walk Trot)

Show Date: 9/11-12/21

www.HorseShowPatterns.com

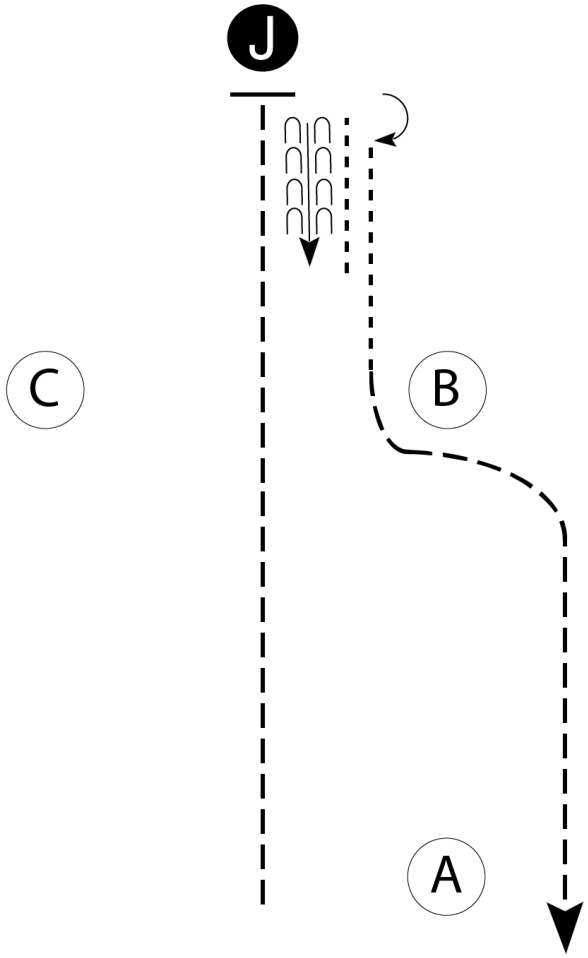

Be ready at A.

1. Trot to Judge.
2. Stop and back 5 steps then walk to Judge.
3. Set up for Inspection.
4. When dismissed, perform a 180 degree turn.
5. Walk through cones.
6. Trot left, as shown to exit.
7. Pattern is complete once you pass start cone.

Walk
Trot
Back
Marker B
Judge J

www.HorseShowPatterns.com

[S/2]

Pattern Provided by:

Judges

©2021 HorseShowPatterns.com. All Rights Reserved.

IQHA

Hunt Seat Equitation (14-18, AM, Select)

Show Date: 9/11-12/21

www.HorseShowPatterns.com

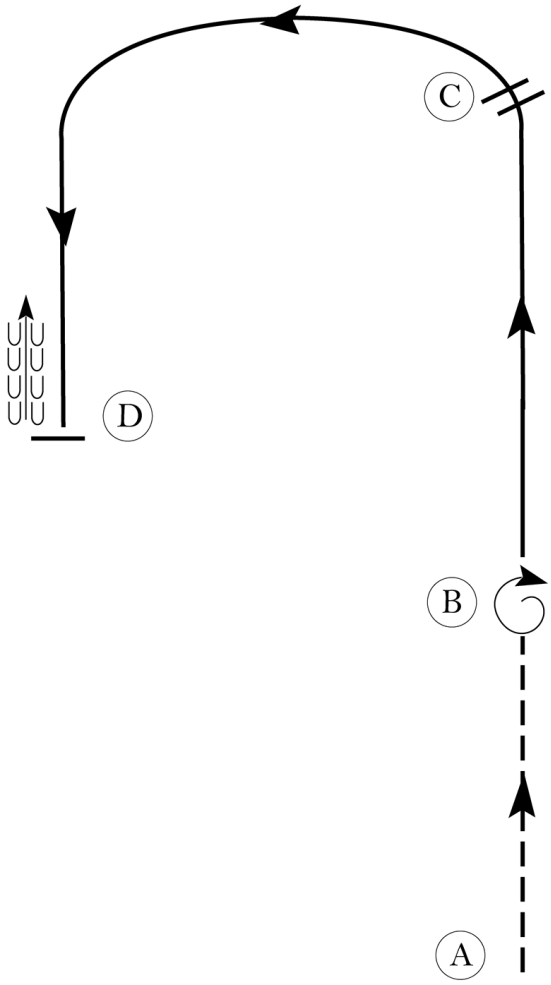

Be ready at A.

1. Posting trot on the left diagonal from A to B.
2. Stop at B and turn on the forehand 360 degrees to the right.
3. Canter on the right lead from B to C.
4. Change leads at C.
5. Canter on the left lead to D.
6. Stop and back approximately one horse length at D.

Exit at a sitting trot.

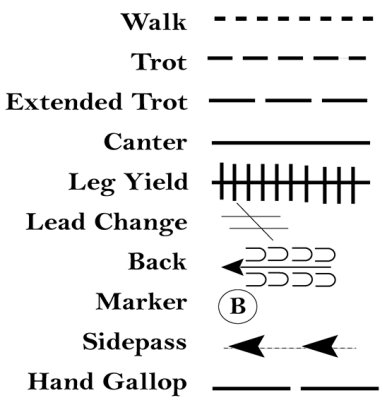

www.HorseShowPatterns.com

[HSE/3-22]

Pattern Provided by:

Judges

©2021 HorseShowPatterns.com. All Rights Reserved.

IQHA

Hunt Seat Equitation (13 & Under, Level 1/Rookie Yth/AM)

Show Date: 9/11-12/21

www.HorseShowPatterns.com

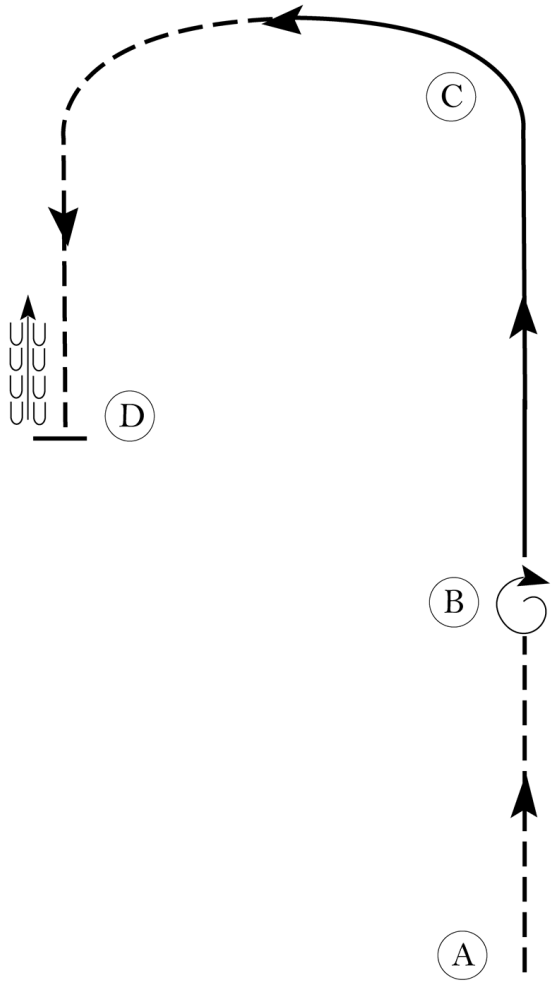

Be ready at A.

1. Posting trot on the left diagonal from A to B.
2. Stop at B and turn on the forehand 360 degrees to the right.
3. At B, canter on the right lead.
4. At the top of the arc, transition to the posting trot to D.
5. Stop and back approximately one horse length at D.

Exit at a sitting trot.

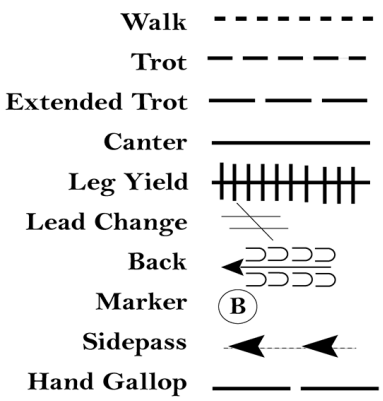

www.HorseShowPatterns.com

[HSE/2-22]

Pattern Provided by:

Judges

©2021 HorseShowPatterns.com. All Rights Reserved.

IQHA

Hunt Seat Equitation (Small Fry, Level 1 Yth/AM WT)

Show Date: 9/11-12/21

www.HorseShowPatterns.com

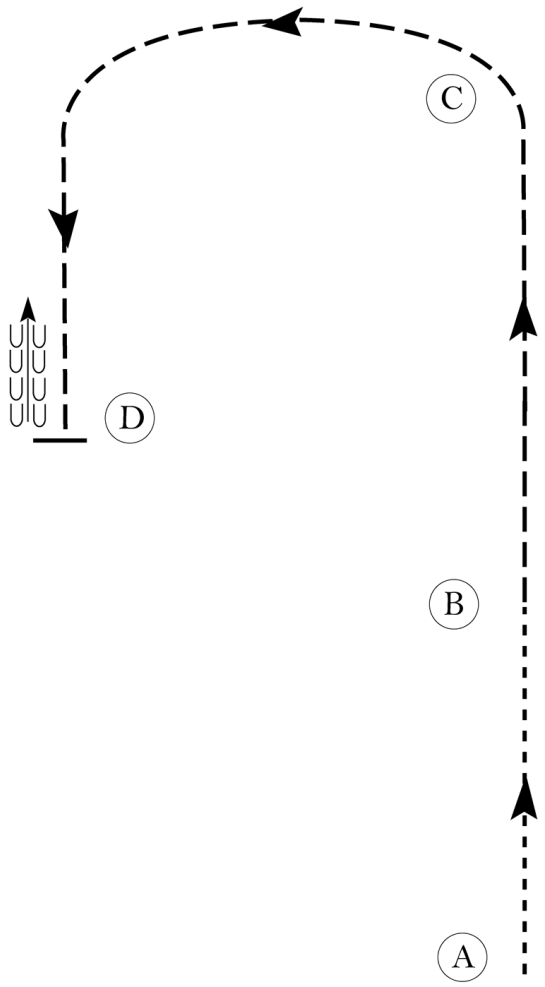

Be ready at A.

1. Walk from A to B.
2. Posting trot on the right diagonal from B to C.
3. At C, change diagonals and trot to D.
4. Stop and back approximately one horse length at D.

Exit at a sitting trot.

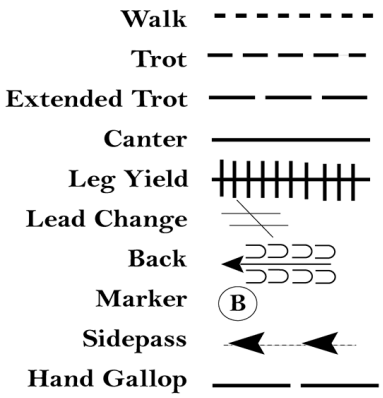

www.HorseShowPatterns.com

[HSE/WT-22]

Pattern Provided by:

Judges

©2021 HorseShowPatterns.com. All Rights Reserved.

IQHA

Horsemanship (14-18, AM, Select)

Show Date: 9/11-12/21

www.HorseShowPatterns.com

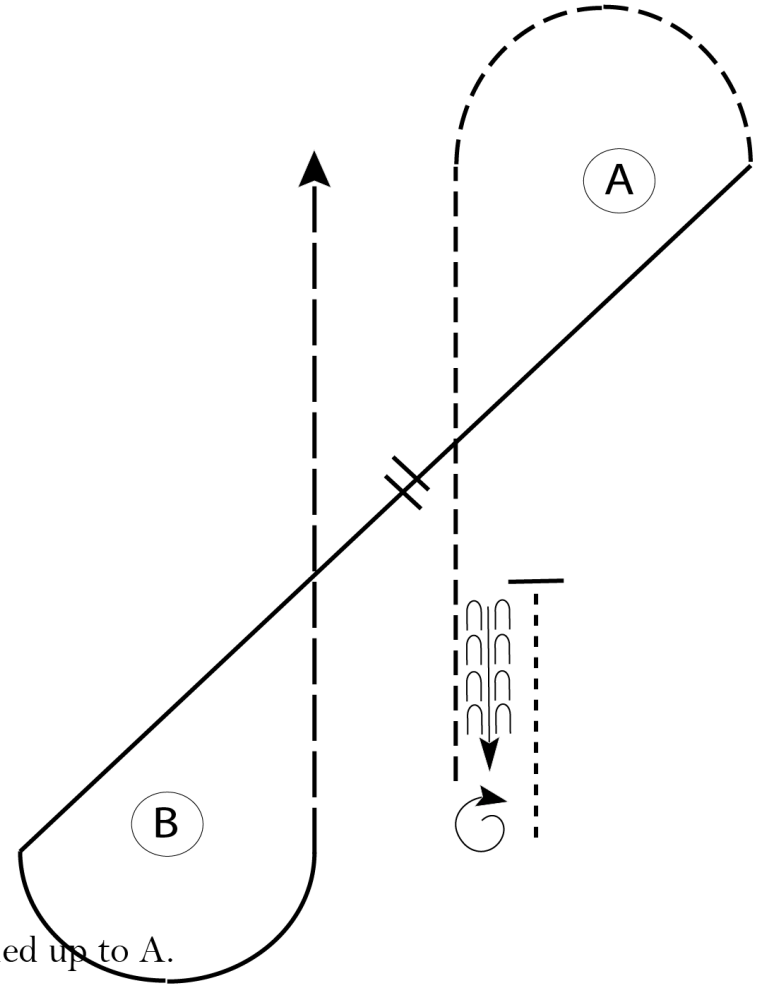

Be ready lined up to A.

1. Walk approximately 2 horse lengths toward A.
2. Stop and back until even with B.
3. Perform a full turn right.
4. Jog to and around A.
5. Lope on the right lead halfway to B.
6. Change leads halfway to B and lope to and around B.
7. Extended jog in a straight line.
8. Pattern is over once you have passed A.

Follow the instructions of your ring steward.

Walk
Jog
Extended Jog
Lope
Lead Change
Back
Marker B

www.HorseShowPatterns.com

[WH/3-92]

Pattern Provided by:

Judges

©2021 HorseShowPatterns.com. All Rights Reserved.

IQHA

Horsemanship (13 & Under, Level 1/Rookie Yth/AM)

Show Date: 9/11-12/21

www.HorseShowPatterns.com

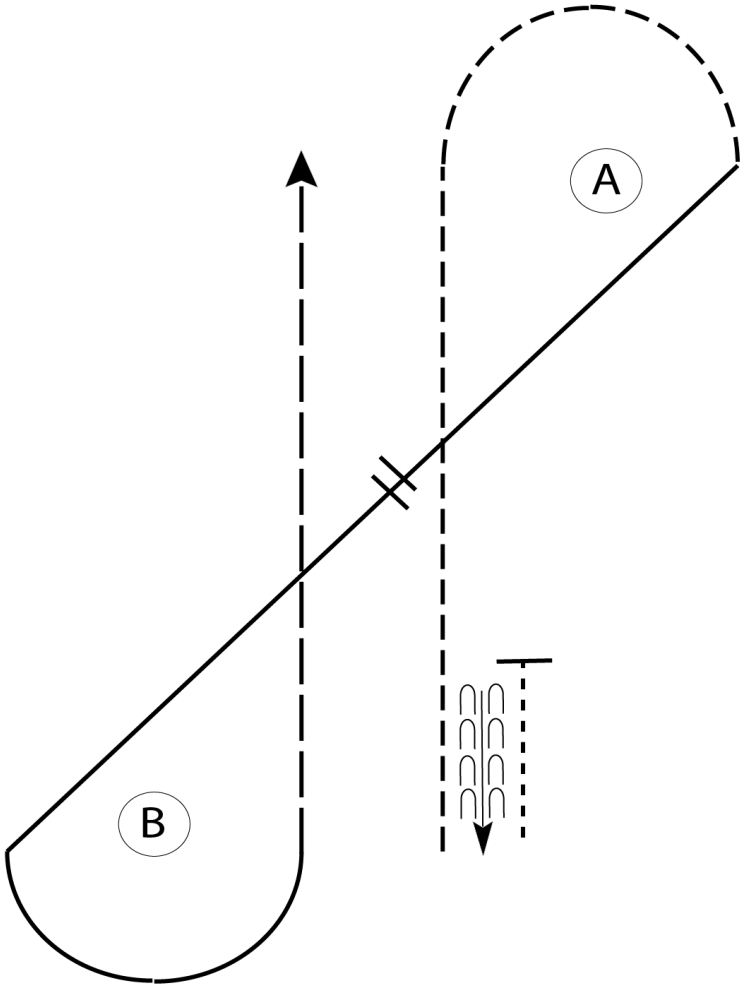

Be ready lined up to A.

1. Walk approximately 2 horse lengths toward A.
2. Stop and back until even with B.
3. Jog to and around A.
4. Lope on the right lead halfway to B.
5. Perform a simple lead change halfway to B and lope to and around B.
6. Extended jog in a straight line.
7. Pattern is over once you have passed A.

Follow the instructions of your ring steward.

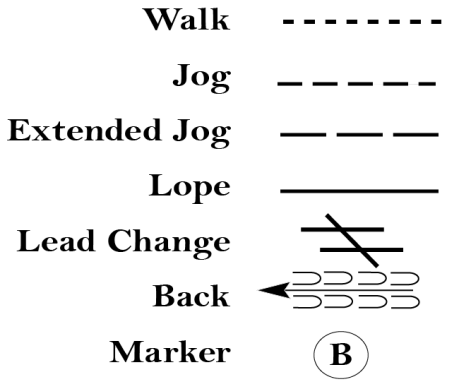

www.HorseShowPatterns.com

[WH/2-92]

Pattern Provided by:

Judges

©2021 HorseShowPatterns.com. All Rights Reserved.

IQHA

Horsemanship (Small Fry, Level 1 Yth/AM WT)

Show Date: 9/11-12/21

www.HorseShowPatterns.com

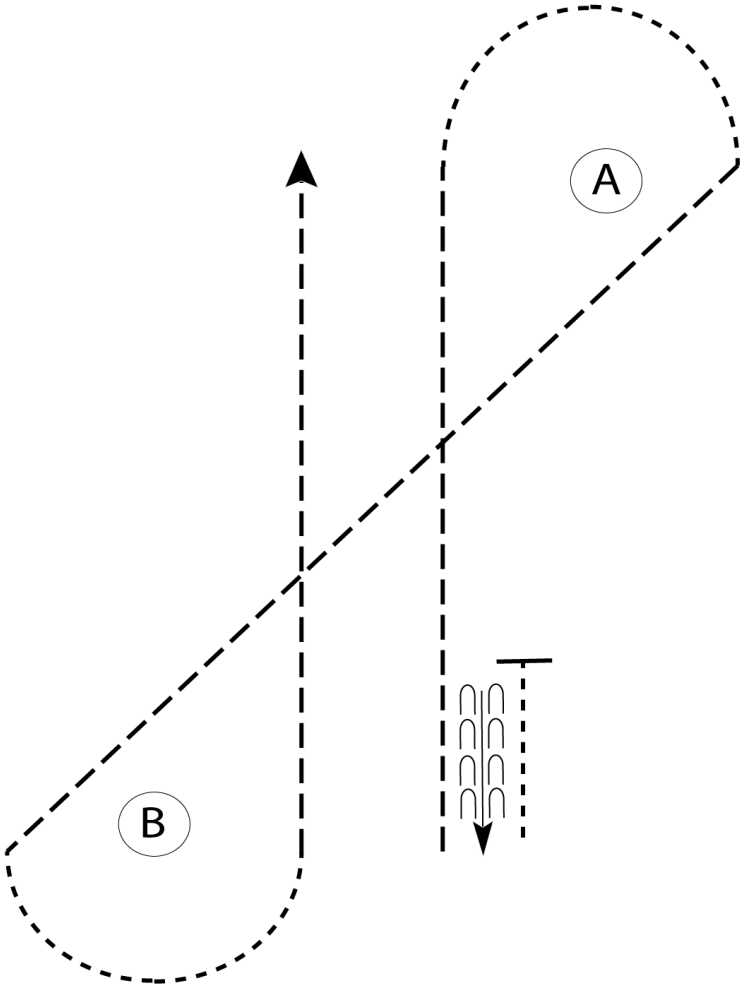

Be ready lined up to A.

1. Walk approximately 2 horse lengths toward A.
2. Stop and back until even with B.
3. Jog to A.
4. Walk around A as shown.
5. Jog to B.
6. Walk around B.
7. Jog in a straight line as shown.
8. Pattern is over once you have passed A.

Follow the instructions of your ring steward.

Walk
Jog
Extended Jog
Lope
Lead Change
Back
Marker B

www.HorseShowPatterns.com

[WH/WT-92]

Pattern Provided by:

Judges

©2021 HorseShowPatterns.com. All Rights Reserved.

IQHA

Ranch Riding (All Ranch Riding)

Show Date: 9/11-12/21

www.HorseShowPatterns.com

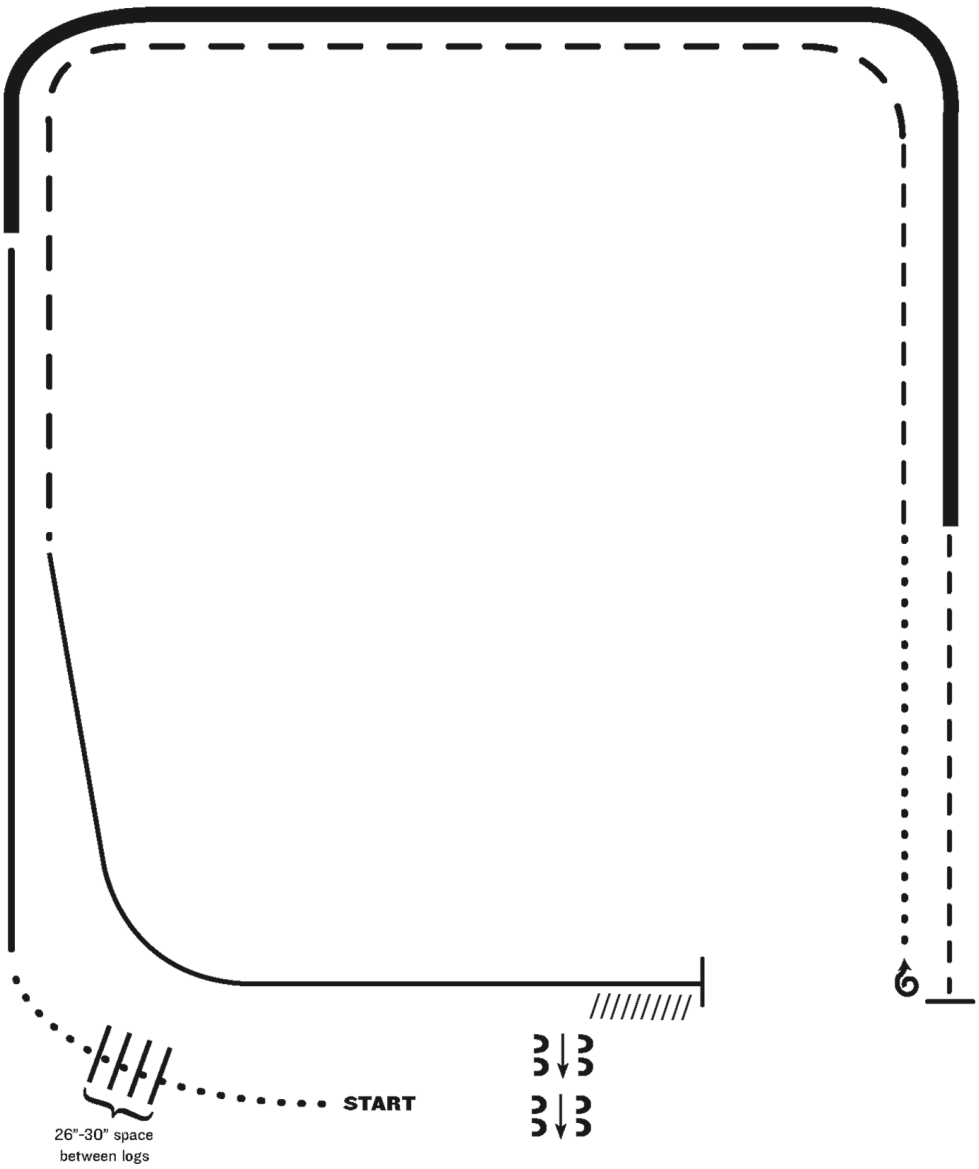

1. Walk
2. Walk over logs
3. Lope right lead
4. Extended lope (right lead)
5. Trot
6. Stop, 1 1/2 turns right
7. Walk
8. Trot
9. Extended trot
10. Lope left lead
11. Stop and Back
12. Side pass right

Note: The drawn description of this pattern is only intended for the general depiction of the pattern. Exhibitors should utilize the arena space to best exhibit their horses.

www.HorseShowPatterns.com

[RR/AQHA-6]

Pattern Provided by:

Judges

©2021 HorseShowPatterns.com. All Rights Reserved.

www.HorseShowPatterns.com

IQHA

Reining (All Reining)

Show Date: 9/11-12/21

REINING PATTERN 9

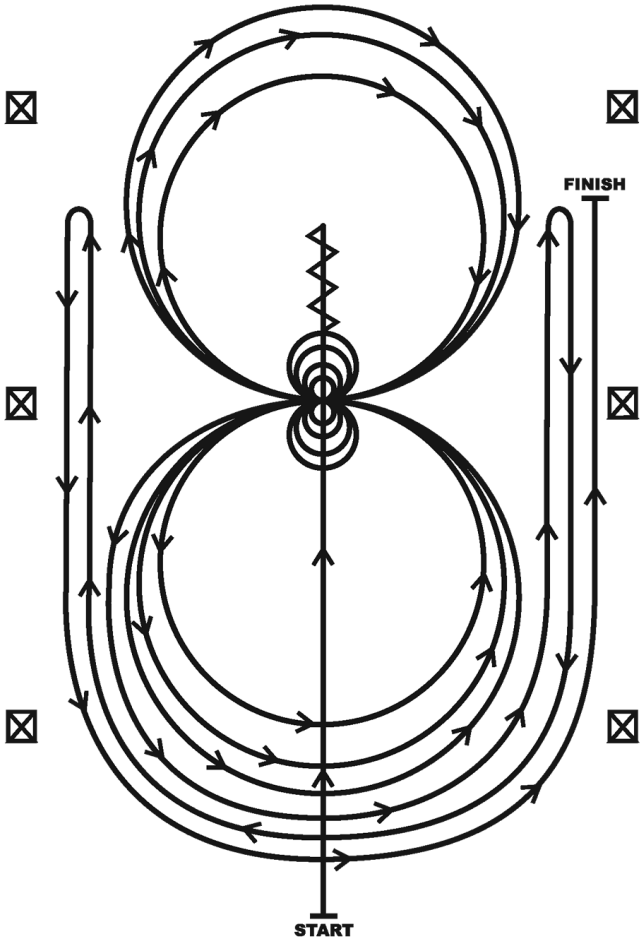

1. Run past the center marker and do a sliding stop. Back up to the center of the arena or at least ten feet (three meters). Hesitate.
2. Complete four spins to the right. Hesitate.
3. Complete four and one-quarter spins to the left so that horse is facing the left wall or fence. Hesitate.
4. Beginning on the left lead, complete three circles to the left: the first circle small and slow; the next two circles large and fast. Change leads at the center of the arena.
5. Complete three circles to the right: the first circle small and slow; the next two circles large and fast. Change leads at the center of the arena.
6. Begin a large circle to the left but do not close this circle. Run up the right side of the arena past the center marker and do a right rollback at least twenty feet (six meters) from the wall or fence—no hesitation.
7. Continue back around the previous circle but do not close this circle. Run up the left side of the arena past the center marker and do a left rollback at least twenty feet (six meters) from the wall or fence—no hesitation.
8. Continue back around previous circle but do not close this circle. Run up right side of the arena past the center marker and do a sliding stop at least twenty feet (six meters) from the wall or fence. Hesitate to demonstrate completion of the pattern.

[R/AQHAP-9]

Pattern Provided by:

Judges

©2021 HorseShowPatterns.com. All Rights Reserved.

www.HorseShowPatterns.com

IQHA

Western Riding (Level 1 Green)

Show Date: 9/11-12/21

www.HorseShowPatterns.com

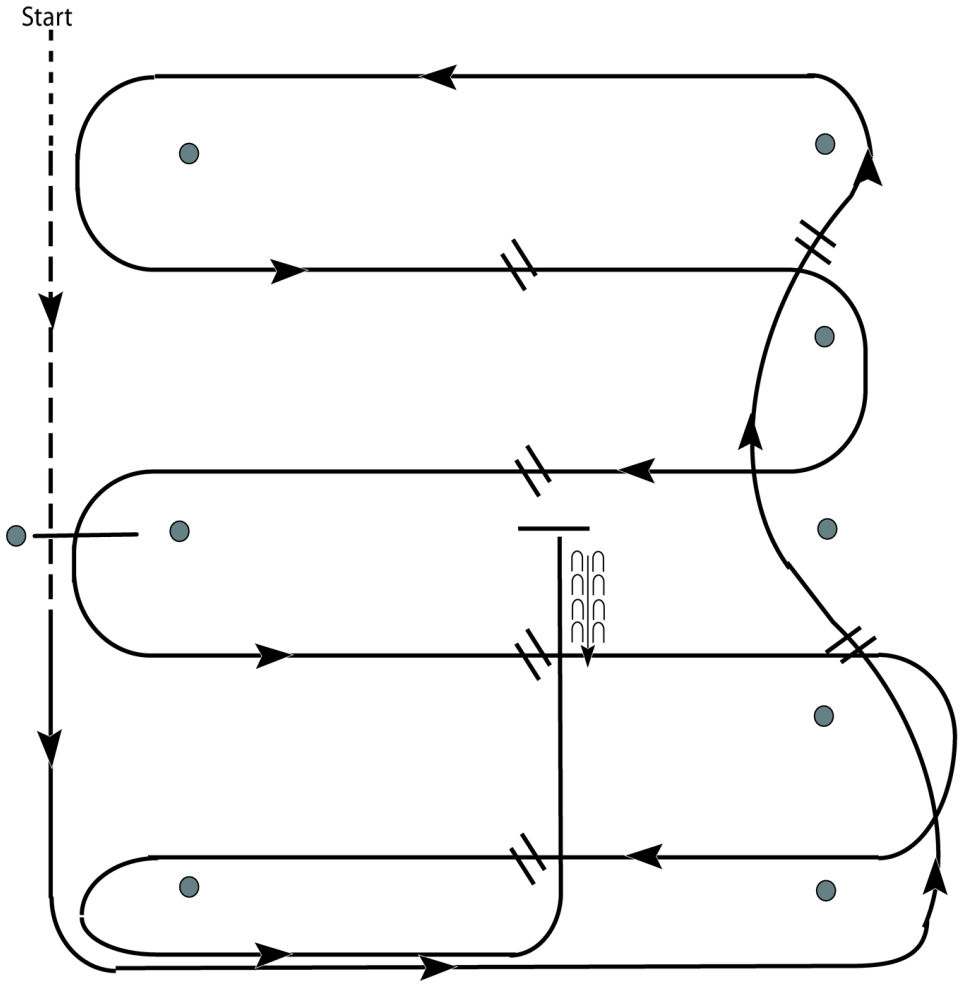

1. Walk at least 15' & jog over log.
2. Transition to left lead and lope around end.
3. First line change.
4. Second line change. Lope around end of arena
5. First crossing change.
6. Second crossing change.
7. Lope over log.
8. Third crossing change.
9. Fourth crossing change.
10. Lope up the center, stop and back.

www.HorseShowPatterns.com

[WR/GP-1]

Pattern Provided by:

Judges

©2021 HorseShowPatterns.com. All Rights Reserved.

IQHA

Western Riding (Open. AM, Youth)

Show Date: 9/11-12/21

www.HorseShowPatterns.com

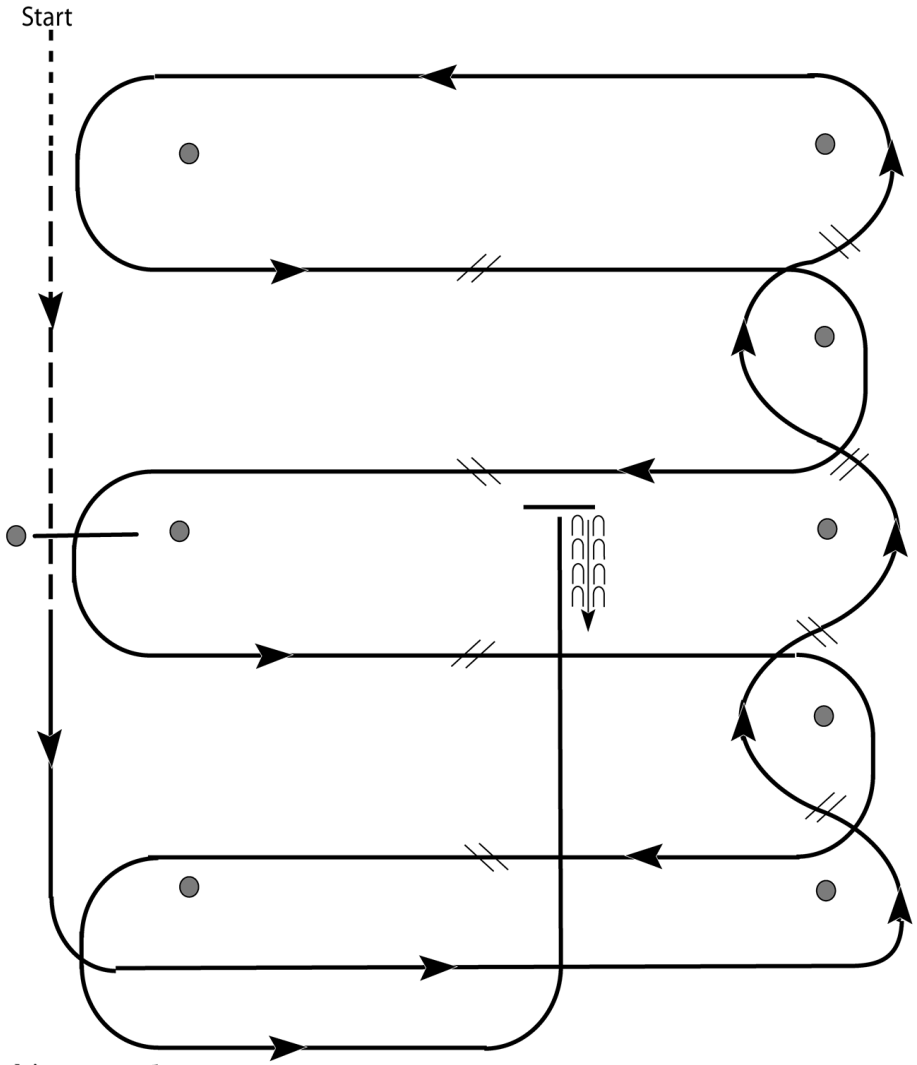

1. Walk and jog over log.
2. Transition to lope and lope around end.
3. First line change.
4. Second line change.
5. Third line change.
6. Fourth line change and lope around the end of the arena.
7. First crossing change.
8. Second crossing change.
9. Lope over log.
10. Third crossing change.
11. Fourth crossing change.
12. Lope up the center, stop and back.

www.HorseShowPatterns.com

[WR/OP-1]

Pattern Provided by:

Judges

©2021 HorseShowPatterns.com. All Rights Reserved.