

Friday

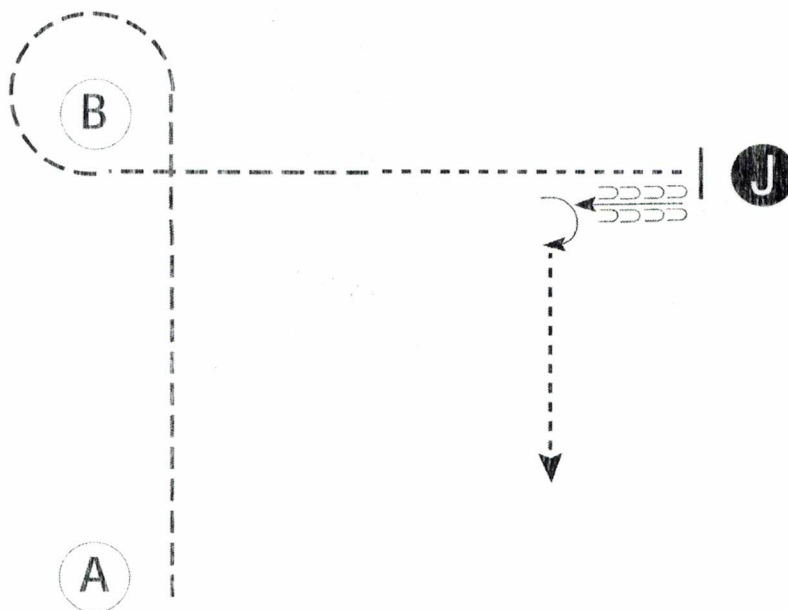
Tom Wilson Memorial Show

Rookie and Level One Showmanship

Show Date: 08-21-2020

www.HorseShowPatterns.com

www.HorseShowPatterns.com



Be ready at A.

1. Trot from A to B.
2. Trot a tight circle around B.
3. Continue to trot halfway to judge.
4. Break to a walk and walk to judge.
5. Stop and set up for inspection.
6. When dismissed, back approximately one horse length.
7. Perform a 90 degree turn and walk away.

Follow the directions of your ring steward.

Walk -----
Trot -----
Back ←-----
Marker (B)
Judge (J)

[S/2-56]

Pattern Provided by:

MarkWatkins

Friday

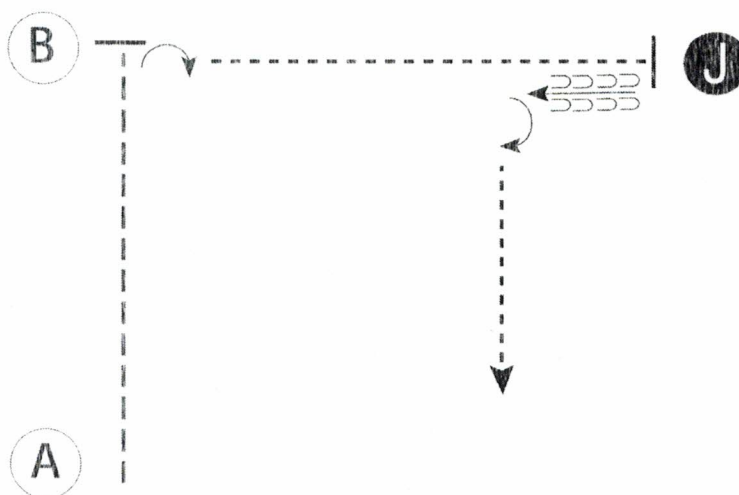
Tom Wilson Memorial Show

Small Fry Showmanship

Show Date: 08-21-2020

www.HorseShowPatterns.com

www.HorseShowPatterns.com



Be ready at A.

1. Trot from A to B.
2. Stop at B and perform a 90 degree turn.
3. Walk to judge.
4. Stop and set up for inspection.
5. When dismissed, back approximately one horse length.
6. Perform a 90 degree turn and walk away.

Follow the directions of your ring steward.

Walk -----
Trot -----
Back ←
Marker (B)
Judge (J)

[S/WT-56]

Pattern Provided by:

MarkWatkins

Friday

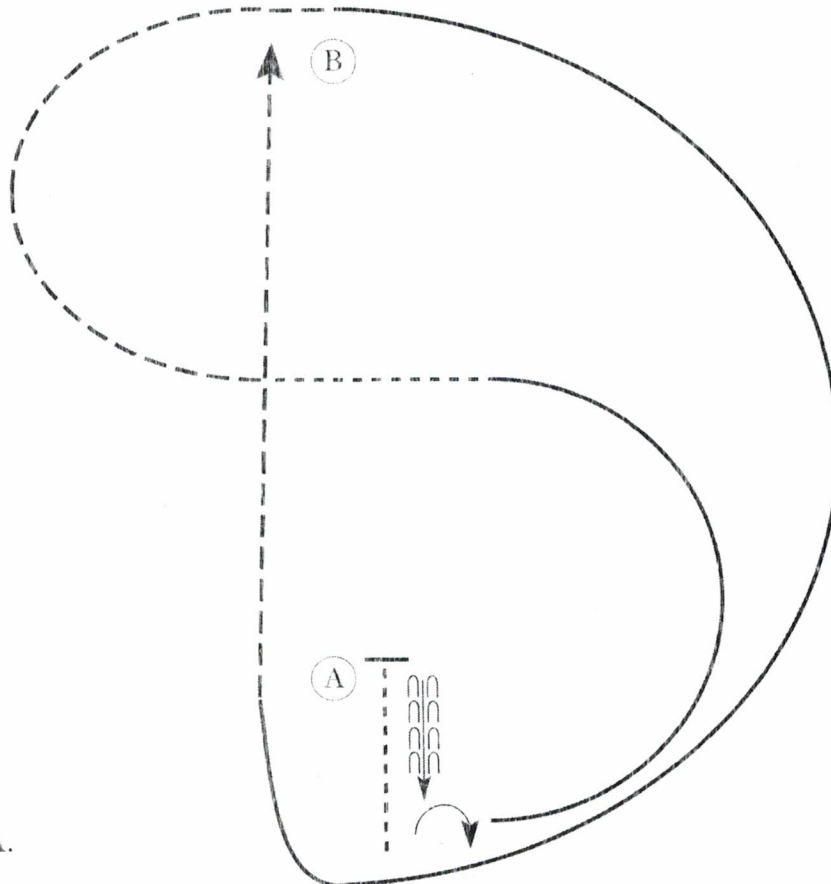
Tom Wilson Memorial Show

Rookie and Level One Equitation

Show Date: 08-21-2020

www.HorseShowPatterns.com

www.HorseShowPatterns.com



Be ready before A.

1. Walk to A, stop and back approximately one horse length.
2. Perform a 90 degree forehand turn right.
3. Canter on the left lead in a half circle to center of pattern.
4. Walk 2-3 horse lengths.
5. Sitting trot in a half circle to B.
6. Canter on the right lead to and around A.
7. Trot on the left diagonal to B.

Pattern is over once you pass B.

Walk	-----
Trot	- - - - -
Extended Trot	-----
Canter	-----
Leg Yield	
Lead Change	---/---
Back	←←←←←
Marker	⊙
Sidepass	←←←←←
Hand Gallop	-----

[HSE/2-67]

Pattern Provided by:

MarkWatkins

Friday

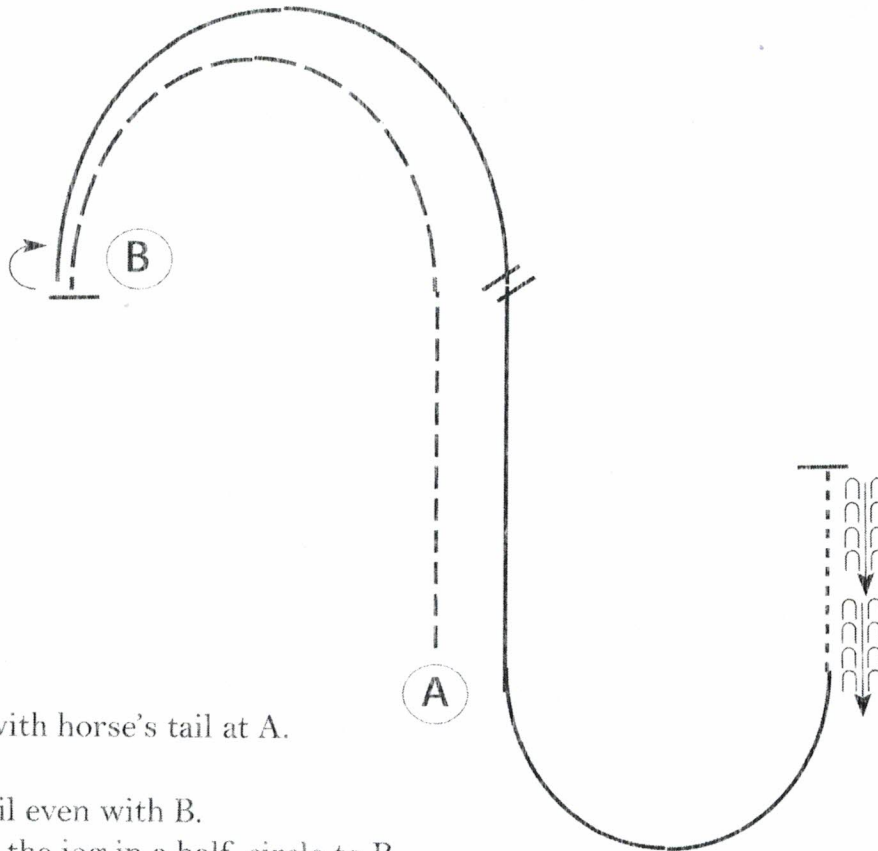
Tom Wilson Memorial Show

Rookie and Level One Horsemanship

Show Date: 08-21-2020

www.HorseShowPatterns.com

www.HorseShowPatterns.com



Be ready with horse's tail at A.

1. Jog until even with B.
2. Extend the jog in a half circle to B.
3. Stop and perform a 180 degree turn to right.
4. Lope on the right lead in a half circle until even with B.
5. Perform a simple lead change.
6. Lope on the left lead to A and in a half circle until even with A.
7. Walk approximately 2 horse lengths.
8. Stop and back approximately 2 horse lengths.

Follow the instructions of your ring steward.

Walk	-----
Jog	-----
Extended Jog	-----
Lope	-----
Lead Change	---
Back	←←←←←
Marker	(B)

Pattern Provided by:

MarkWatkins

[WH/2-87]

Friday

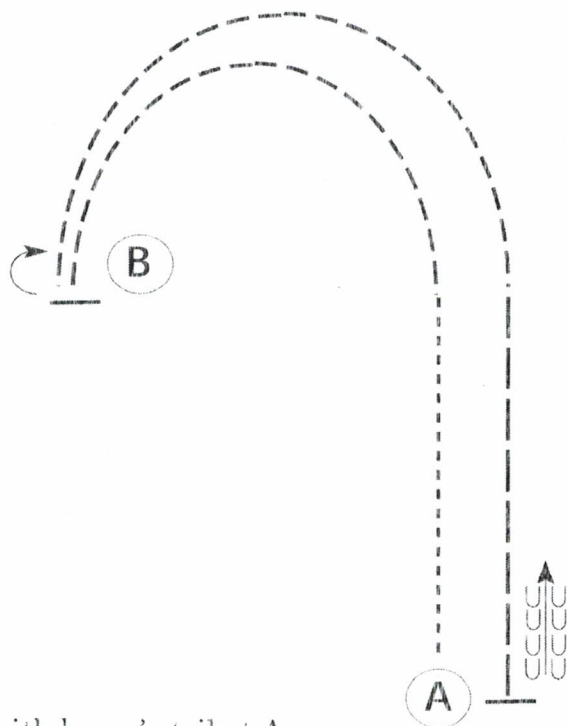
Tom Wilson Memorial Show

All Walk Jog Horsemanship

Show Date: 08-21-2020

www.HorseShowPatterns.com

www.HorseShowPatterns.com



Be ready with horse's tail at A.

1. Walk until even with B.
2. Jog in a half circle to B.
3. Stop and perform a 180 degree turn to right.
4. Jog in a half circle until even with B.
5. Extend the jog to A.
6. Stop and back approximately 2 horse lengths.

Follow the instructions of your ring steward.

Walk	-----
Jog	- - - - -
Extended Jog	— — — — —
Lope	— — — — —
Lead Change	
Back	
Marker	(B)

[WH/WT-87]

Pattern Provided by:

MarkWatkins