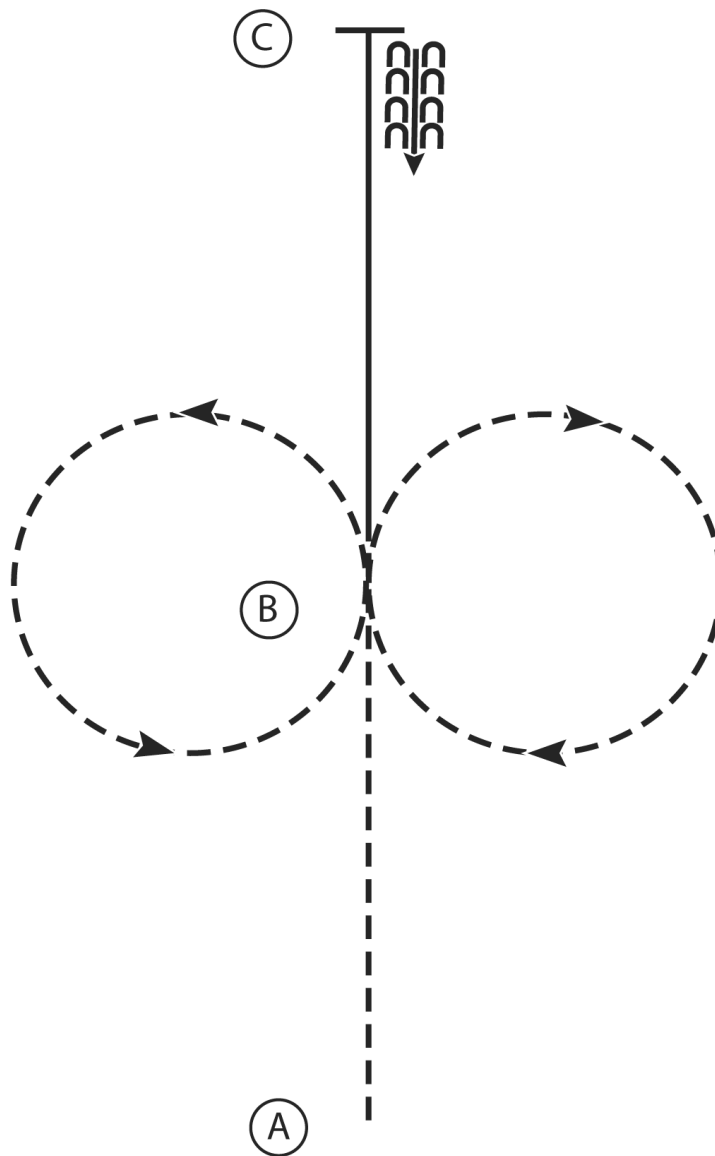


2020 IQHAA Fall Quarter Horse Show

Level 1 Youth and Amateur Hunt Seat Equitation

Show Date: 9/12-13/2020



1. Sitting trot A to B
2. At B posting trot circle to the right
3. At B posting trot circle to the left
4. At B canter on the left lead to C
5. At C stop and back 4 steps

Walk
Trot	- - - - -
Extended Trot	— — — — —
Canter	—————
Leg Yield	
Lead Change	↗ ↘
Back	← ← ← ← ←
Marker	(B)
Sidepass	← — — — — →

[HSE/1-6]

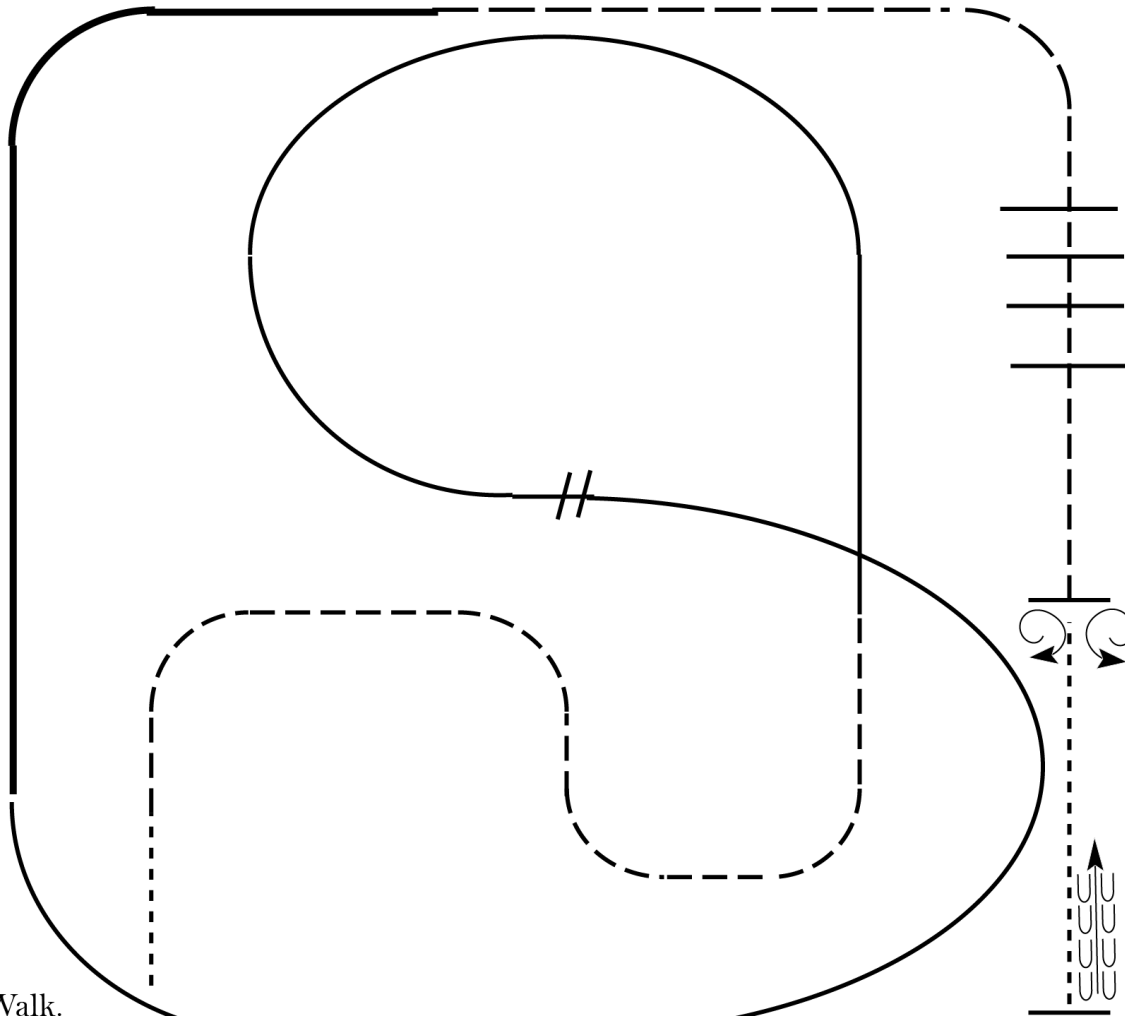
Pattern Provided by:

Your Judges

2020 IQHAA Fall Quarter Horse Show

All Ranch Riding

Show Date: 9/12-13/2020



1. Walk.
2. Trot serpentine
3. Lope left lead around end of arena and then diagonally across arena.
4. Change leads (simple or flying) and
5. Lope on the right lead around end of the arena.
6. Extend lope on the straight away around corner to center of arena.
7. Extend trot around corner of arena
8. Collect to a trot
9. Trot over poles
10. Stop do a 360 turn each direction (either direction 1st)
11. Walk, stop and back.

Walk	-----
Jog	- - - - -
Extended Jog	- - - - -
Lope	
Lead Change	
Back	
Marker	(B)

[RR/4]

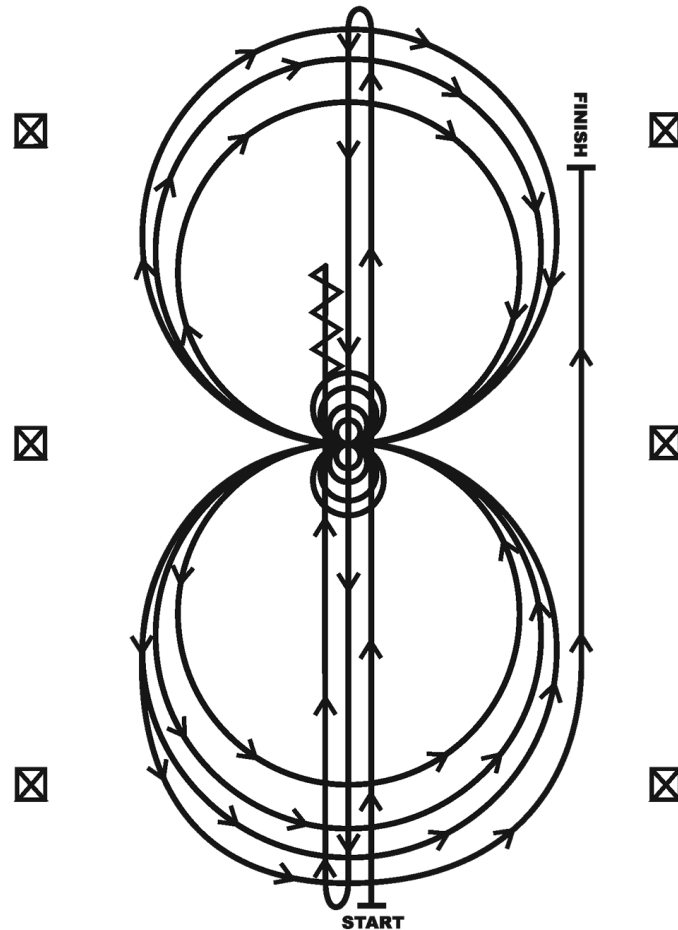
Pattern Provided by:
Your Judges

2020 IQHAA Fall Quarter Horse Show

All Reining

Show Date: 9/12-13/2020

REINING PATTERN 1



1. Run at speed to the far end of the arena past the endmarker and do a left rollback—no hesitation.
2. Run to the opposite end of the arena past the end marker and do a right rollback—no hesitation.
3. Run past the center marker and do a sliding stop. Back up to center of the arena or at least ten feet (three meters). Hesitate.
4. Complete four spins to the right. Hesitate.
5. Complete four and one-quarter spins to the left so that horse is facing left wall or fence. Hesitate.
6. Beginning on the left lead, complete three circles to the left: the first circle large and fast; the second circle small and slow; the third circle large and fast. Change leads at the center of the arena.
7. Complete three circles to the right: the first circle large and fast; the second circle small and slow; the third circle large and fast. Change leads at the center of the arena.
8. Begin a large circle to the left but do not close this circle. Run straight up the right side of the arena past the center marker and do a sliding stop at least twenty feet (six meters) from wall or fence. Hesitate to demonstrate the completion of the pattern.

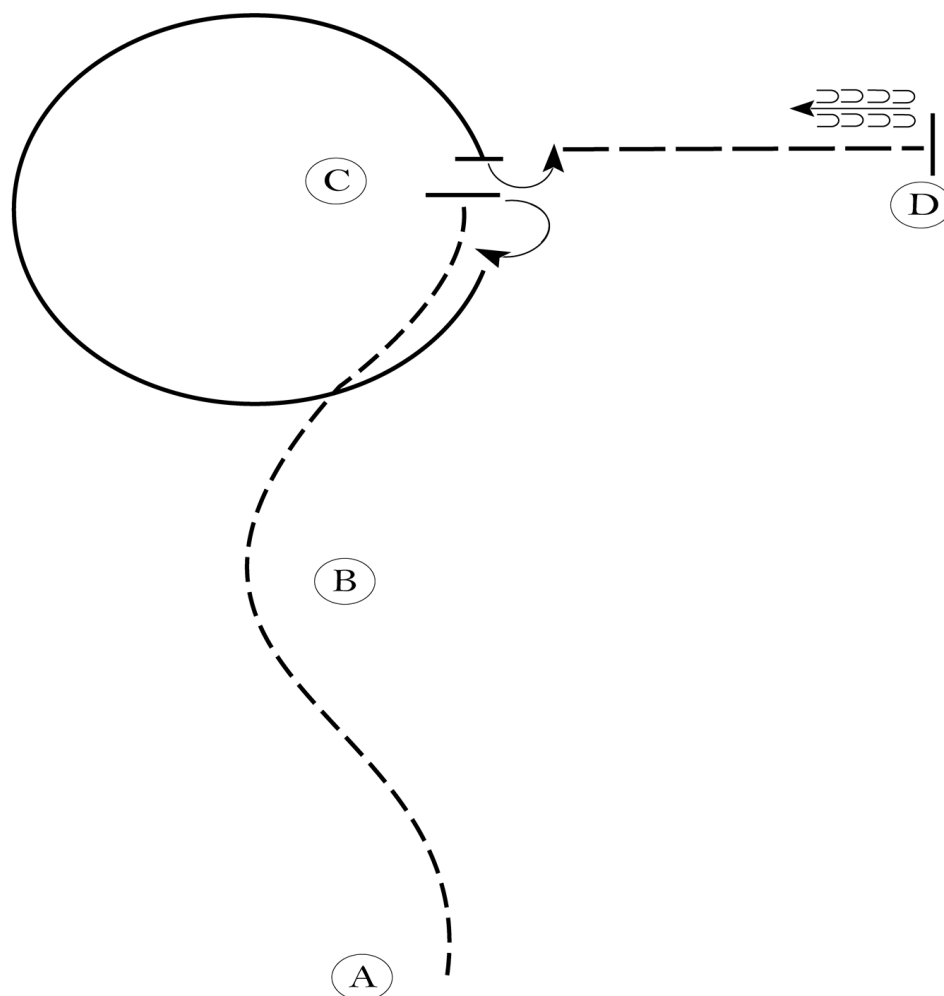
[R/AQHAP-1]

Pattern Provided by:
Your Judges

2020 IQHAA Fall Quarter Horse Show

Level 1 Youth and Amateur Horsemanship

Show Date: 9/12-13/2020



1. Jog A to C.
2. Stop at C and perform a 180 degree turn to the right
3. Lope a circle around C on the right lead.
4. Stop at C and perform a 90 degree turn to the left.
5. Extended jog to D.
6. Stop at D and back approximately one horse length.

Follow the instructions of your ring steward.

Walk	-----
Jog	-----
Extended Jog	-----
Lope	-----
Lead Change	
Back	
Marker	(B)

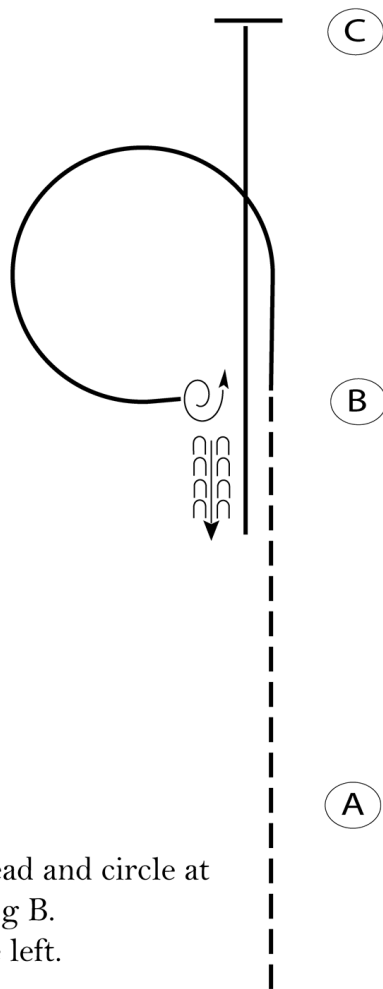
[WH/1-1]

Pattern Provided by:
Your Judges

2020 IQHAA Fall Quarter Horse Show

Youth, Amateur and Select Horsemanship

Show Date: 9/12-13/2020



Begin before A at a jog.

1. Jog from A to B.
2. At B, lope on the left lead and circle at B as shown. Stop facing B.
3. Turn 1 1/4 turn to the left.
4. Back one horse length.
5. Lope on the right lead to C. Stop at C.

Follow the instructions of your ring steward.

Walk	-----
Jog	- - - - -
Extended Jog	- - - - -
Lope	=====
Leg Yield	
Lead Change	— / —
Back	← ← ← ← ←
Marker	ⓑ
Sidepass	← — — — — →

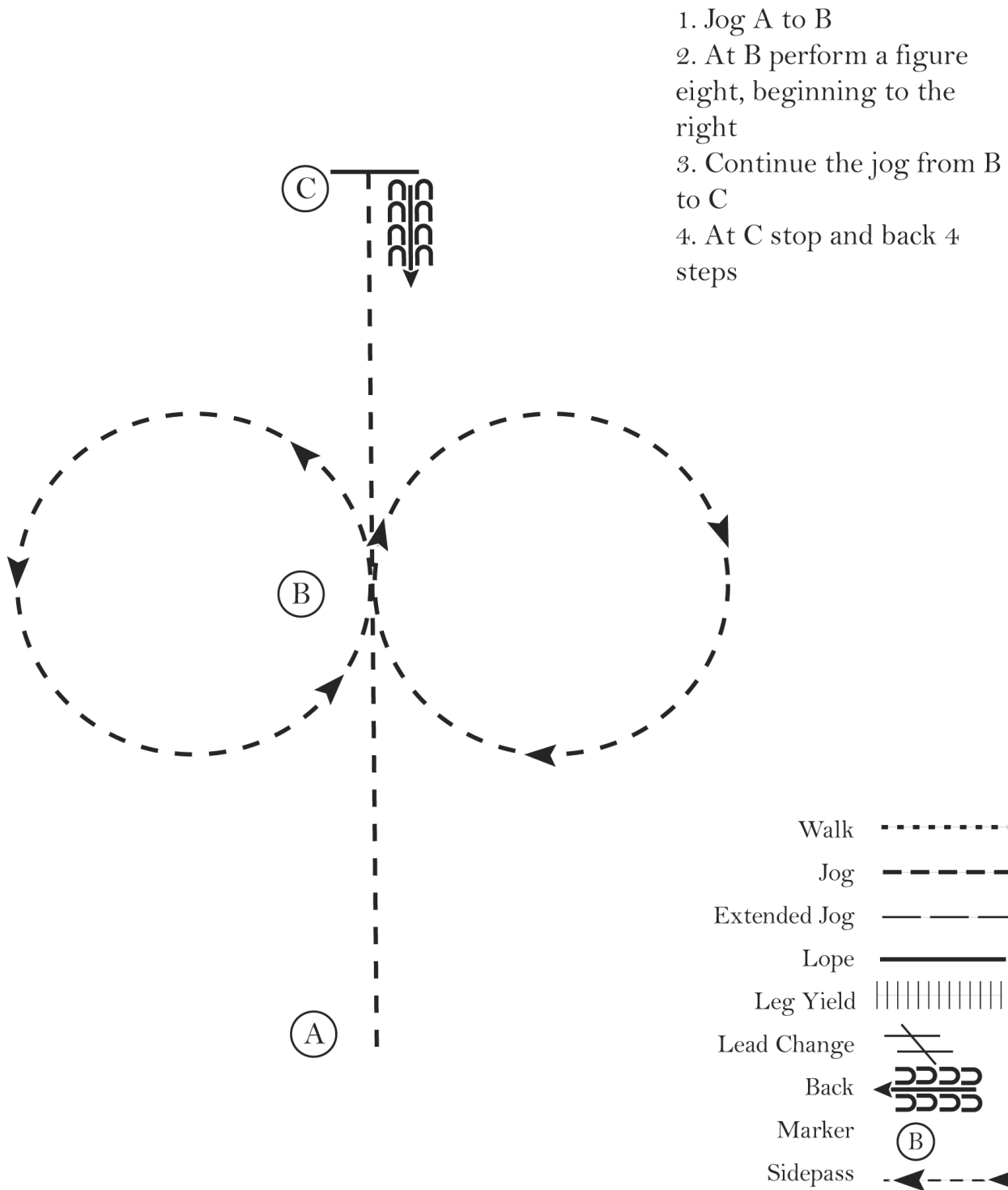
[WH/2-17]

Pattern Provided by:
Your Judges

2020 IQHAA Fall Quarter Horse Show

All Level 1 & Small Fry Walk Trot Horsemanship

Show Date: 9/12-13/2020



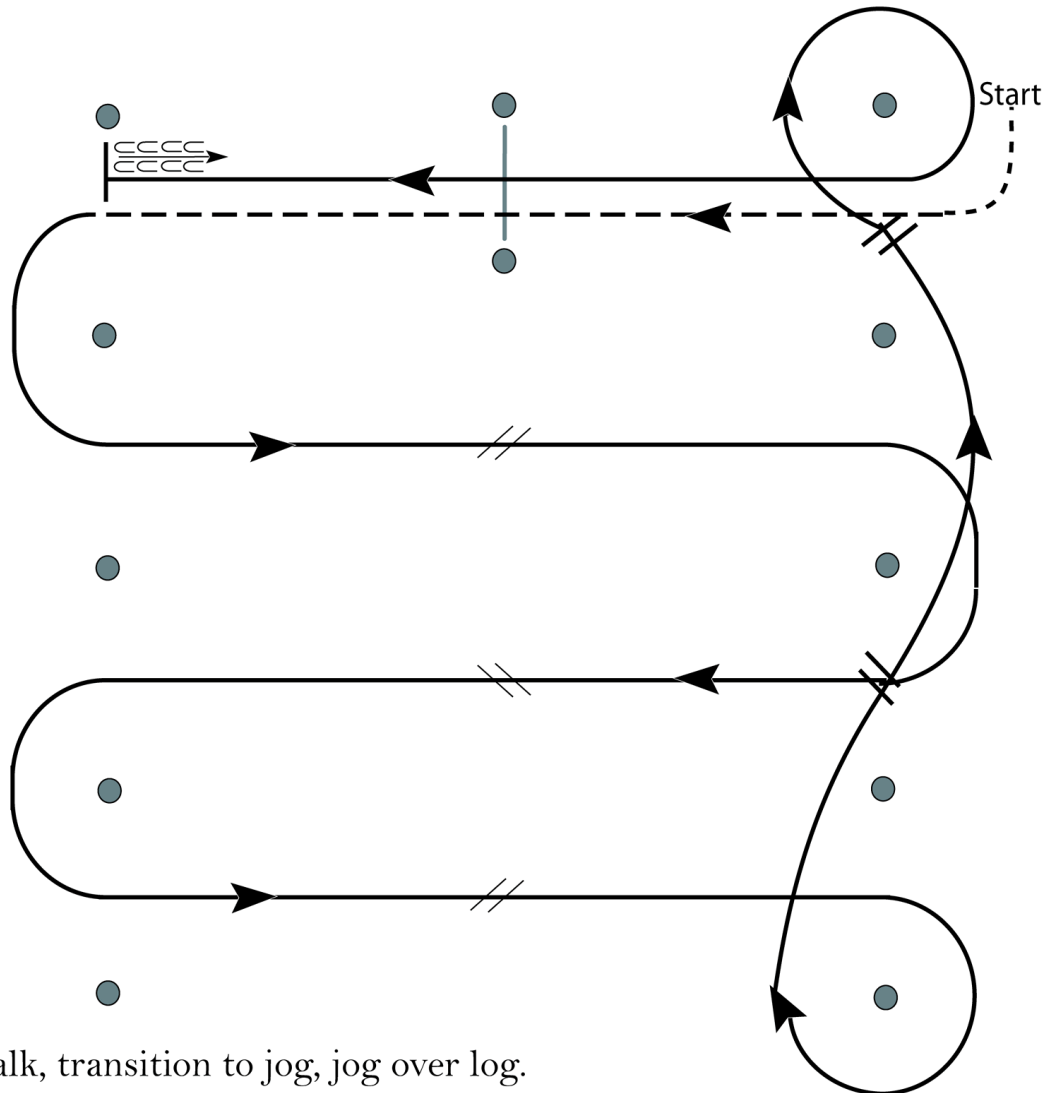
[WH/WT-5]

Pattern Provided by:
Your Judges

2020 IQHAA Fall Quarter Horse Show

All Level 1 Western Riding

Show Date: 9/12-13/2020



1. Walk, transition to jog, jog over log.
2. Transition to left lead lope.
3. First crossing change.
4. Second crossing change.
5. Third crossing change.
6. Circle and first line change.
7. Second line change and circle.
8. Lope log.
9. Stop and back.

[WR/GP-2]

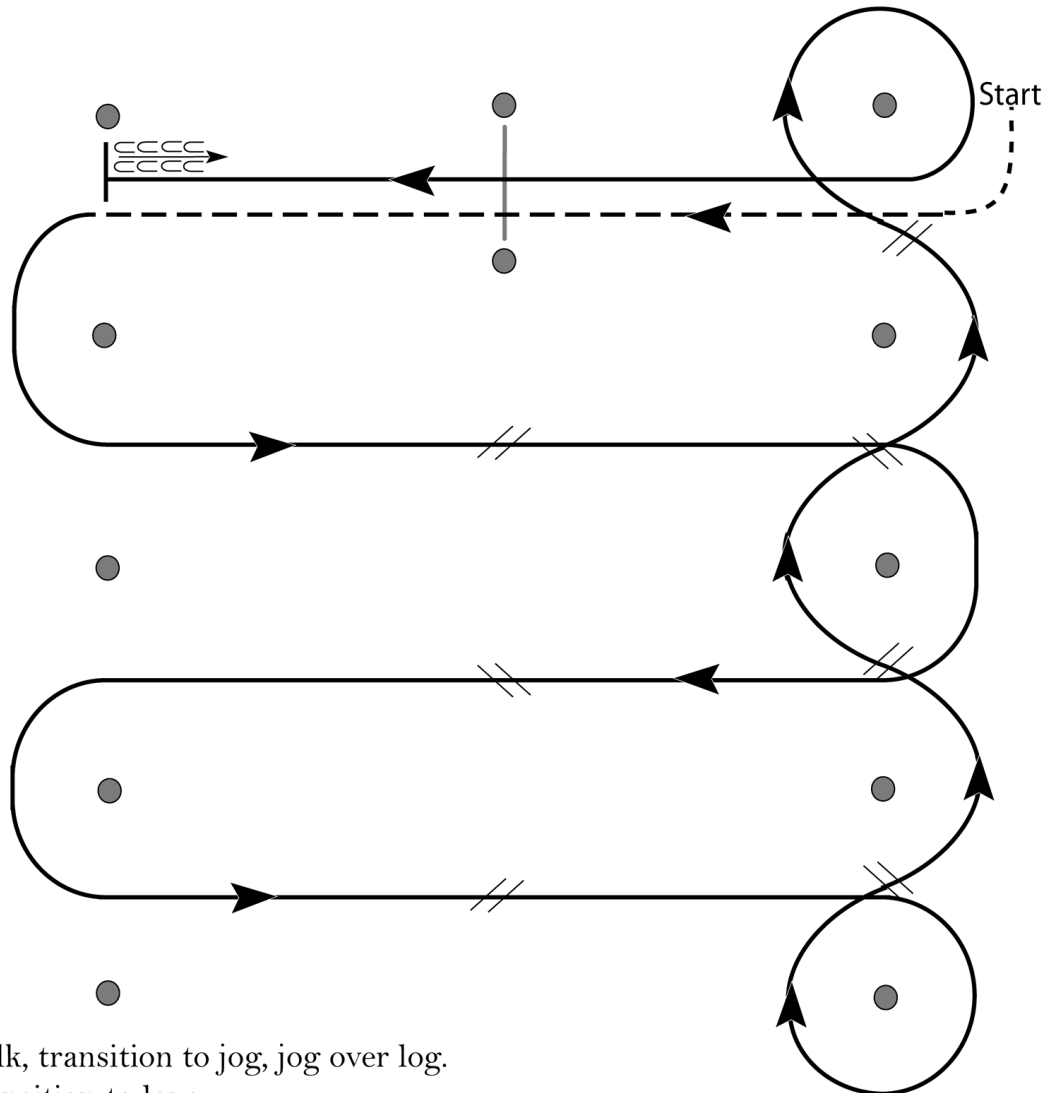
Pattern Provided by:

Your Judges

2020 IQHAA Fall Quarter Horse Show

Open, Amateur and Youth Western Riding

Show Date: 9/12-13/2020



1. Walk, transition to jog, jog over log.
2. Transition to lope.
3. First crossing change.
4. Second crossing change.
5. Third crossing change.
6. Circle and first line change.
7. Second line change.
8. Third line change.
9. Fourth line change and circle.
10. Lope log.
11. Lope, stop and back.

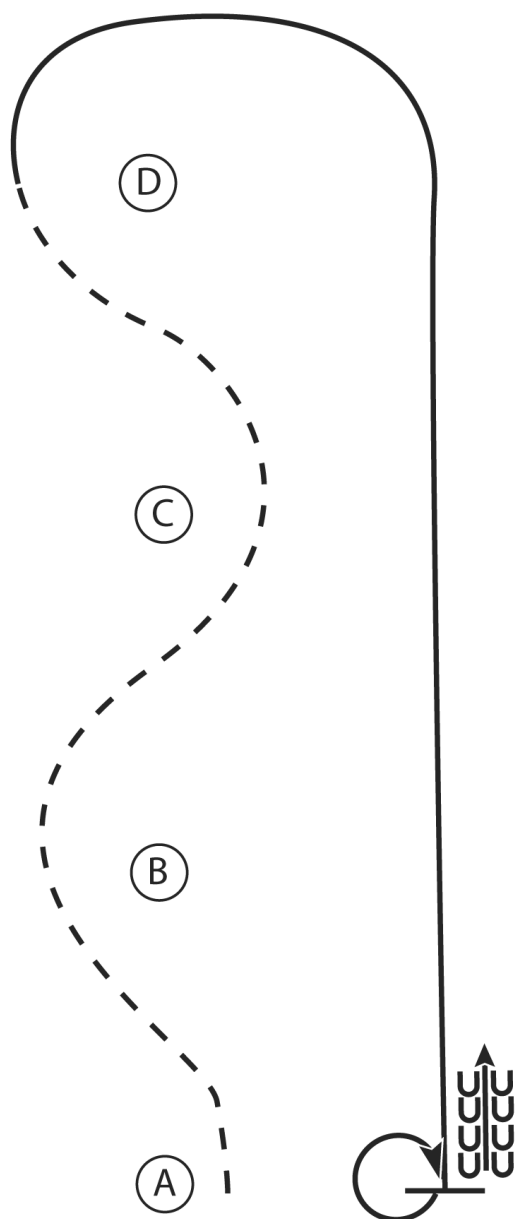
[WR/OP-2]

Pattern Provided by:
Your Judges

2020 IQHAA Fall Quarter Horse Show

Youth, Amateur and Select Hunt Seat Equitation

Show Date: 9/12-13/2020



1. Posting trot around A and B
2. When between B and C perform a sitting trot around C to D
3. At D canter on the right lead around D to A
4. At A stop and perform a 360 degree turn to the right on the hindquarters
5. Back 4 steps

Walk
Trot	-----
Extended Trot	-----
Canter	=====
Leg Yield	
Lead Change	↗↘
Back	←←←←←
Marker	(B)
Sidepass	←---←

[HSE/2-6]

Pattern Provided by:
Your Judges

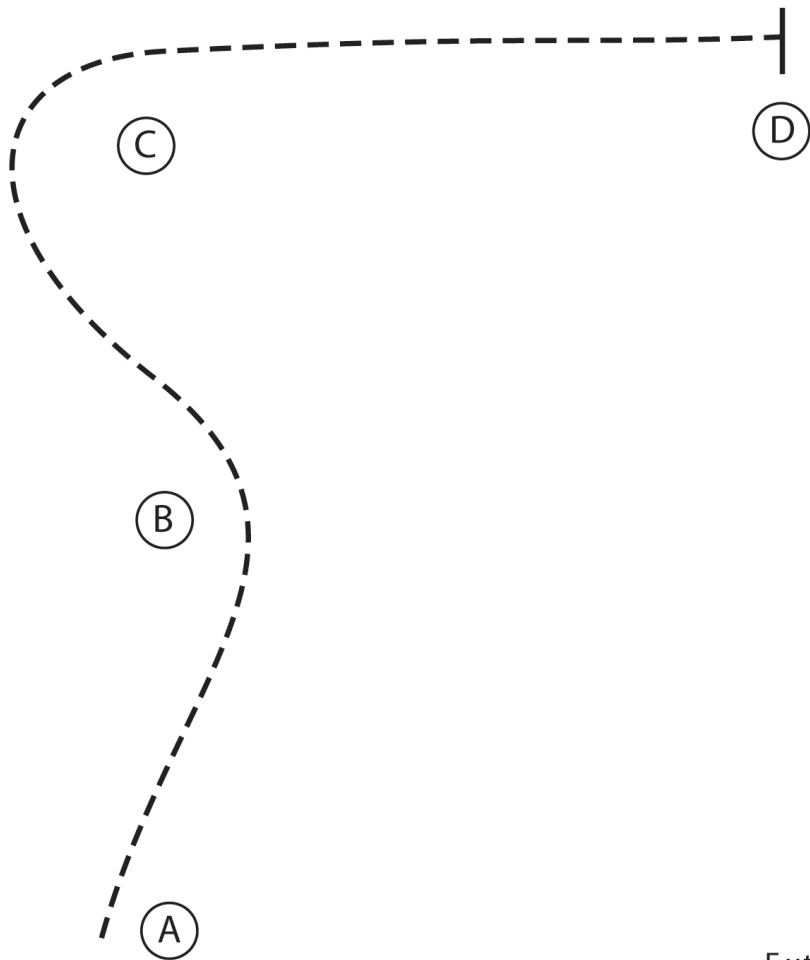
2020 IQHAA Fall Quarter Horse Show

All Level 1 & Small Fry Walk Trot Hunt Seat Equitation

Show Date: 9/12-13/2020

w w w . H o r s e S h o w P a t t e r n s . c o m

w w w . H o r s e S h o w P a t t e r n s . c o m



1. Posting trot A to B and B to and around C showing proper changes of diagonal
2. At C sitting trot to D
3. Stop at D

Walk
Trot	-----
Extended Trot	-----
Canter	=====
Leg Yield	
Lead Change	↖↗
Back	←←←←←
Marker	(B)
Sidepass	←←←←←

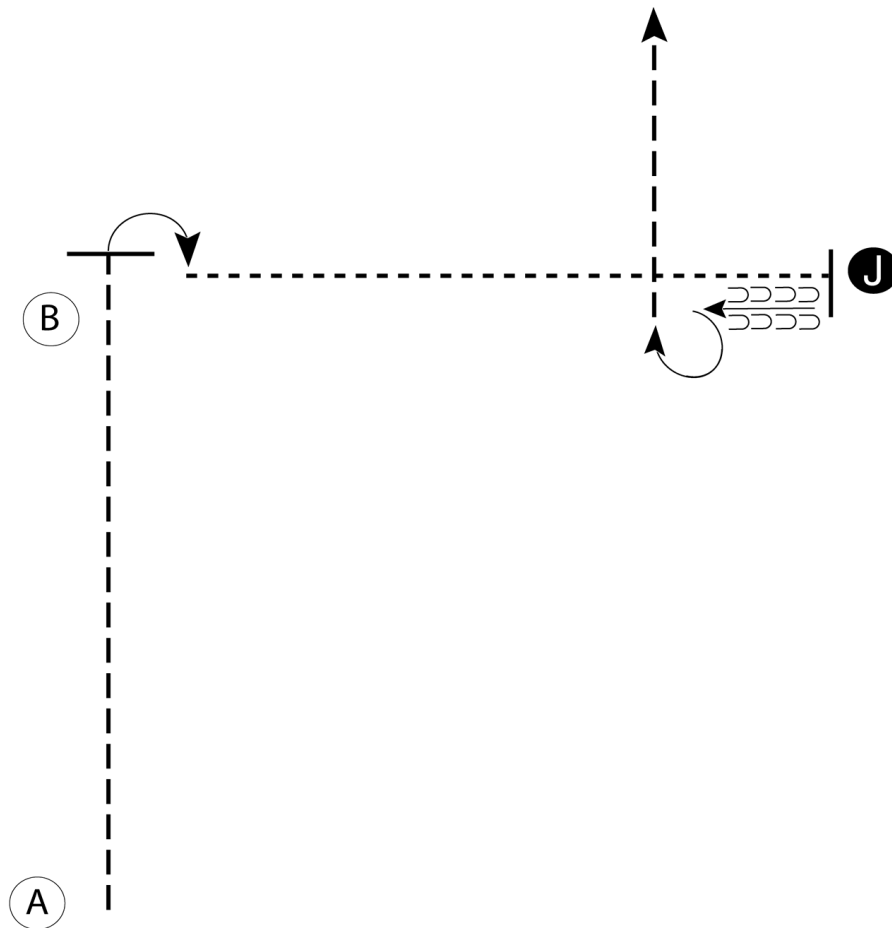
[HSE/WT-6]

Pattern Provided by:
Your Judges


2020 IQHAA Fall Quarter Horse Show

Level 1 Youth and Amateur Showmanship

Show Date: 9/12-13/2020



1. Begin at A. Trot from A past B
2. Stop and perform a 90 degree turn
3. Walk to the Judge, stop and set up for inspection
4. When dismissed back one horse length and perform a 270 degree turn
5. Trot to the line-up

Walk	-----
Trot	- - - - -
Back	← 
Marker	(B)
Judge	(J)

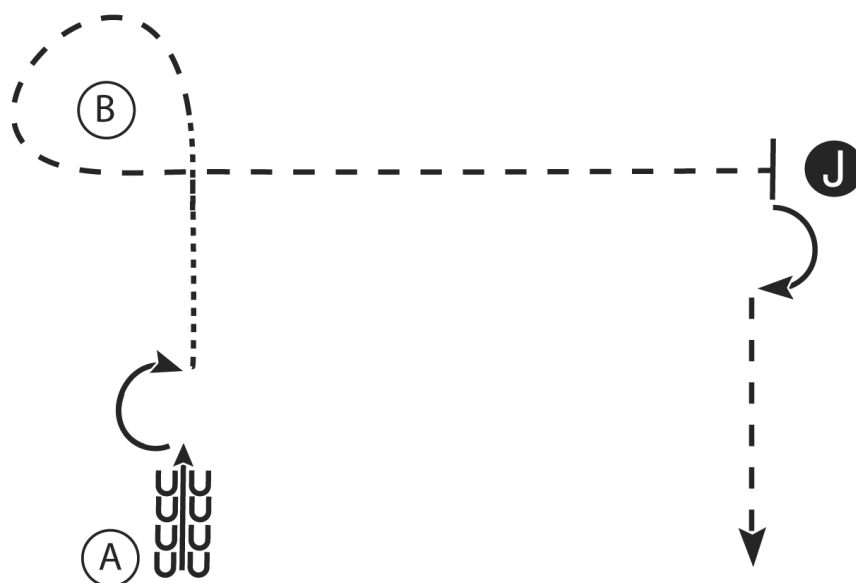
[S/1-14]

Pattern Provided by:
Your Judges


2020 IQHAA Fall Quarter Horse Show

Youth, Amateur and Select Showmanship

Show Date: 9/12-13/2020



1. At A back 4 steps
2. Perform a 180 degree turn
3. Walk to B
4. At B trot around B and to the judge, set up for inspection
5. When dismissed perform a 90 degree turn and trot straight away from the judge

Walk
Trot - - - - -
Back ← 
Marker (B)
Judge (J)

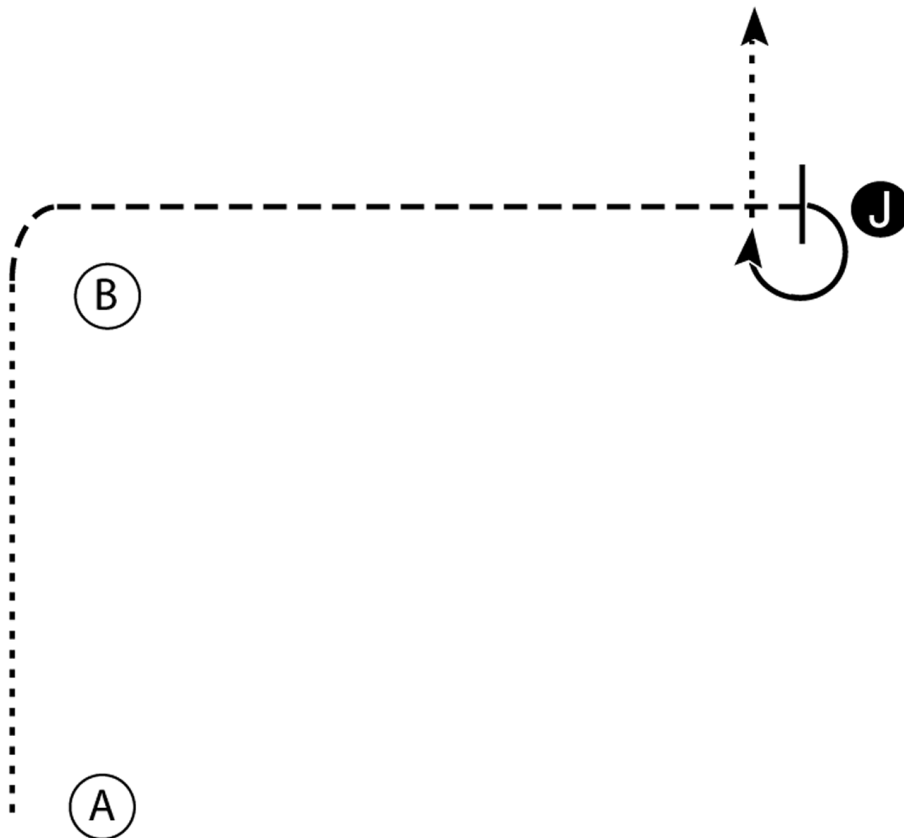
[S/2-1]

Pattern Provided by:
Your Judges

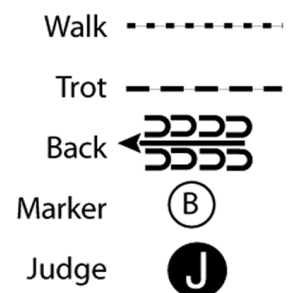
2020 IQHAA Fall Quarter Horse Show

Small Fry Showmanship

Show Date: 9/12-13/2020



1. Walk from A to B.
2. Trot from B to the Judge.
3. Stop and set up for inspection.
4. When dismissed perform a 270 degree turn and walk straight away from the Judge.



[S/WT-2]

Pattern Provided by:
Your Judges